

+ A unique quadrilobe shape with wide borders allows it to stay in place for longer*¹ and a change indicator lets you know when to change the dressing.²⁻⁴

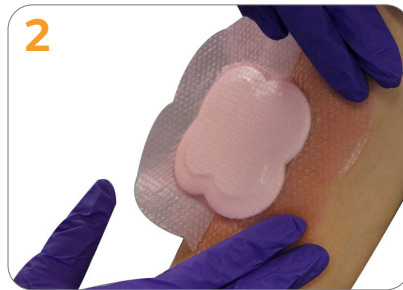
Smith+Nephew

ALLEVYN[◇] LIFE
Foam Dressing

Application



- Peel the protectors from the centre, without removing completely
- Centre the dressing
- Anchor some of the border on the peri-wound
- You can use your fingers to help the anchoring of the border
- Take hold of one of the partially peeled protectors




- Remove remaining Liner / Liners
- Smooth over.
- If on a wound ensure absorbent pad covers the wound.
- Do not stretch the dressing.



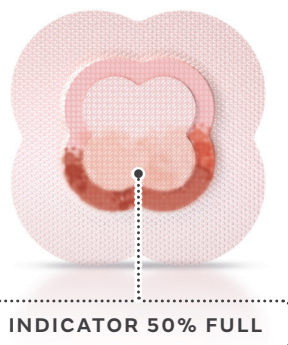
- Gently shape the pad on/around the body part, without stretching it
- Gently peel away the other two lobes of protector, while laying the border down
- Do not stretch the border, pat it down

ALLEVYN LIFE Foam Dressings mask excess fluid from the wound and also help to keep potential leaks or odours locked away.⁵⁻⁷

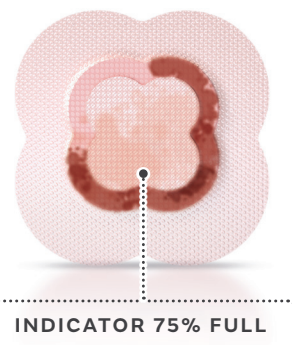
Here's a helpful diagram to show you when to get the dressing changed:



Dressing can remain in place with strikethrough masked.



Consider arranging a dressing change in the coming days.



Time to change the dressing.

ALLEVYN LIFE ordering codes

Size (cm)	S+N Code	Carton
10.3cm x 10.3cm	66801067	10
12.9cm x 12.9cm	66801068	10
15.4cm x 15.4cm	66801069	10
21cm x 21cm	66801070	10

Size (cm)	S+N Code	Carton
17.2cm x 17.5cm Small Sacrum	66801306	10
21.6cm x 23cm Large Sacrum	66801307	10
25cm x 25cm Heel	66801304	5

For detailed product information, including indications for use, contraindications, precautions and warnings, please consult the product's applicable Instructions for Use (IFU) prior to use.

*ALLEVYN LIFE can be worn almost twice as long as standard dressings. n=37; dressing retention was 1.92x longer

References 1. Joy H, Bielby A, Searle R. A collaborative project to enhance efficiency through dressing change practice. J Wound Care. 2015 Jul;24(7):312-314-7. 2. Stephen-Haynes JB, A., and Searle, R., The clinical performance of a silicone foam in an NHS community trust. Journal of Community Nursing. 2013;27(5):50-59. 3. Simon D, Biel A.A structured collaborative approach to appraise the clinical performance of a new product. Wounds UK. 2014;10(3):80-87. 4. Smith & Nephew February 2016 2016. Subjective comparison of masking ability of the New ALLEVYN LIFE versus Current ALLEVYN LIFE by Healthcare Professionals. Internal Report. DS/16/061/R. 5. Rossington A, Drysdale K, Winter R. Clinical performance and positive impact on patient wellbeing of ALLEVYN LIFE. Wounds UK. 2013;9(4):91-95. 6. Smith & Nephew 14 June 2012. Odour reducing properties of ALLEVYN Life. Internal Report. DS/12/127/DOF. 7. Smith & Nephew 20 June 2016. A Randomised Cross-Over Clinical Evaluation to Compare Performance of ALLEVYN Life and Mepilex® Border Dressings on Patient Wellbeing-Related Endpoints. Internal Report. CE/047/ALF

Smith & Nephew, Croxley Park, Building 5, Hatters Lane, Watford, Hertfordshire WD18 8YE T +44 (0) 1923 477100 F +44 (0) 1923 477110
www.smith-nephew.com/allevyn [◇]Trademark of Smith+Nephew. All Trademarks acknowledged. ©May 2020 Smith+Nephew 25197