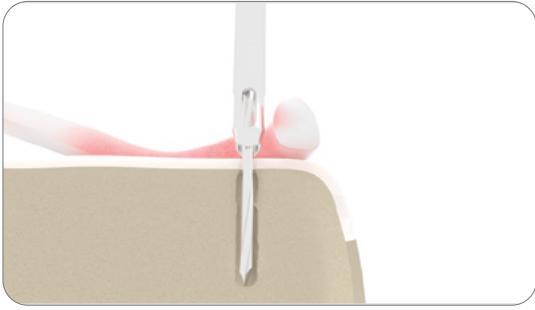


Step-by-step guide

Smith+Nephew

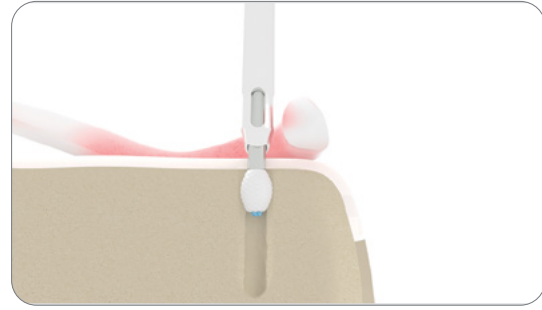
Q-FIX[◇] KNOTLESS
All-Suture Anchor

+ Drill



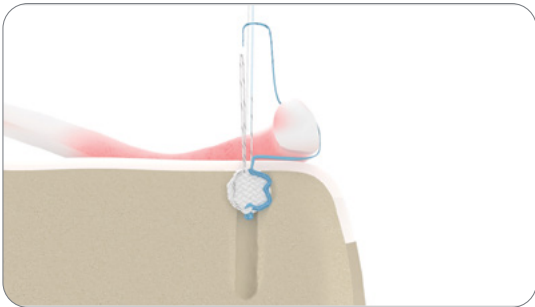
Place the appropriate drill guide on the bone surface. Insert the drill and advance to the desired implant location until the drill bottoms in the drill guide. **CAUTION:** Do not advance the drill guide into the bone, as it may compromise the cortical surface of the bone and reduce implant retention capability.

+ Deploy



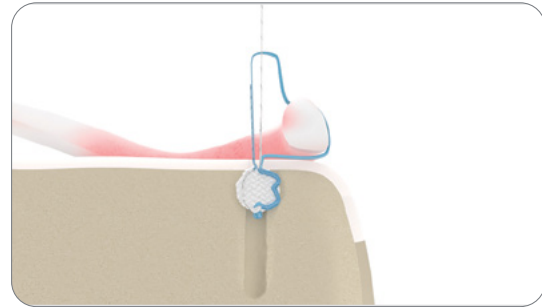
Insert the anchor through the drill guide and rotate activation knob clockwise until a hard stop is reached and the suture cleat is exposed. Unwind the sutures from the cleat and remove the anchor inserter.

+ Pass



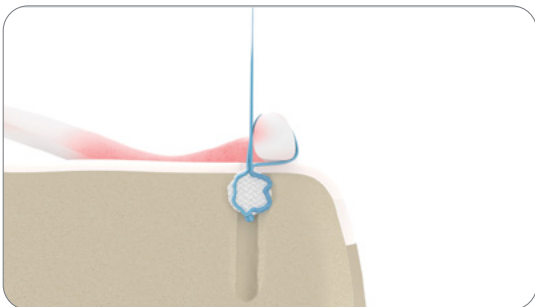
Using a suture passer, pass the repair suture through soft tissue.

+ Shuttle



Pass the repair suture through the loop of the transfer suture and fold at the transition point. Pull on the non-looped end of the transfer suture to shuttle the repair suture through the anchor.

+ Tension & Suture Lock



Pull on the repair suture strand until the desired tension is achieved.

Key features

- Q-FIX KNOTLESS All-Suture Anchor's suture lock feature allows for best-in-class soft tissue security^{*1}
- The Q-FIX All-Suture Anchor Family is shown to have market leading all-suture anchor fixation strength^{**1-5}
- Q-FIX KNOTLESS All-Suture Anchor's design allows for controlled tensioning post deployment⁶
- The active deployment of the Q-FIX family against the inserter shaft and the tensioning of the sutures to at least 140N contributes to the low displacement during cyclic loading^{***2, 4, 7-10}

^{*}as compared to the competitive device in cyclic benchtop testing

^{**}as compared to competitive devices in fixation/pull-out benchtop testing

^{***}as demonstrated in benchtop testing

Ordering information

Q-FIX° KNOTLESS All-Suture Anchors		Q-FIX Reusable Accessories	
Reference	Description	Reference	Description
72205884	Q-FIX KNOTLESS All-Suture Anchor, 1.8mm, with one MINITAPE° suture, blue	72290032	Q-FIX All-Suture Anchor Drill Guide, fish mouth tip, 1.8mm, nonsterile, reusable
72205885	Q-FIX KNOTLESS All-Suture Anchor, 1.8mm, with one MINITAPE suture, co-braid blue	72290034	Q-FIX All-Suture Anchor Drill Guide XL, crown tip, 1.8mm, nonsterile, reusable
72205882	Q-FIX KNOTLESS All-Suture Anchor, 1.8mm, with one ULTRABRAID° suture, blue	72290120	Q-FIX All-Suture Anchor Curved Drill Guide, crown tip, 1.8mm, nonsterile, reusable
72205883	Q-FIX KNOTLESS All-Suture Anchor, 1.8mm, with one ULTRABRAID suture, cobraid-blue	72290119	Q-FIX All-Suture Anchor Curved Drill Guide XL, crown tip, 1.8mm, nonsterile, reusable
Q-FIX Disposable Kits		Q-FIX Disposable Accessories	
Reference	Description	Reference	Description
25-1810	Q-FIX All-Suture Anchor Disposable Kit, 1.8mm, includes drill, fish mouth tip drill guide and sharp obturator	72290030	Q-FIX All-Suture Anchor Twist Drill, 1.8mm, sterile, disposable
25-1811	Q-FIX All-Suture Anchor Disposable Kit XL, 1.8mm, includes drill, crown tip drill guide and sharp obturator	72290118	Q-FIX All-Suture Anchor Flexible Drill, 1.8mm, sterile, disposable

Additional instruction

All photos and diagrams are for illustrative purposes only. Products not to scale.

This guide is for informational and educational purposes only. It is not intended to serve as medical advice. It is the responsibility of treating physicians to determine and utilise the appropriate products and techniques according to their own clinical judgment for each of their patients.

Smith & Nephew Pty Ltd Australia T +61 2 9857 3999 F +61 2 9857 3900 smith-nephew.com/en-au	Smith & Nephew Ltd New Zealand T +64 9 820 2840 F +64 9 820 2841 smith-nephew.com/en-nz	◊Trademark of Smith+Nephew All trademarks acknowledged © December 2024 Smith+Nephew 42772-anz V1 12/24	This material is intended for healthcare professionals. For detailed product information, including indications for use, contraindications, precautions and warnings, please consult the product's applicable Instructions for Use (IFU) prior to use.
---	---	---	--

References

1. Smith+Nephew 2024 Internal Report 10144423 Rev B. 2. Douglass NP, Behn AW, Safran MR. Cyclic and Load to Failure Properties of All-Suture Anchors in Synthetic Acetabular and Glenoid Cancellous Bone. *Arthroscopy*. 2017;33(5):977-985 e975. 3. Ergun S, Akgun U, Barber A, Karahan M. The Clinical and Biomechanical Performance of All-Suture Anchors: A Systematic Review. *Arthroscopy*. 2020; 2(3): e263-e275. 4. Smith and Nephew 2023. Q-FIX with MINITAPE Claims Report. Internal Report. 10090792- Revision B. 5. ArthroCare Corporation 2017. Report: Design Verification, 1.8mm Q-FIX MINI Soft Suture Anchor P/N 49190-03 Rev. B. 6. Smith+Nephew 2024 Internal Report 10141818 Rev A 7. ArthroCare 2019. Comparative Testing of Bone Anchor Devices, 1.8mm Q-FIX Mini Soft Suture Anchor. P/N 49193-02 Rev.B. 8. Barber FA, Herbert MA. All-Suture Anchors: Biomechanical Analysis of Pullout Strength, Displacement, and Failure Mode. *Arthroscopy*. 2017;33(6):1113-1121. 9. Nagra NS, Zargar N, Smith RD, Carr AJ. Mechanical properties of all-suture anchors for rotator cuff repair. *Bone Joint Res*. 2017;6(2):82-89. 10. Ruder JA, Dickinson EY, Peindl RD, Habet NA, Trofa DP, Fleischli JE. Cyclic and Load-to-Failure Properties of All-Suture Anchors in Human Cadaveric Shoulder Glenoid Bone. *Arthroscopy*. 2019;35(7):1954-1959 e1954.