

Download your Cases from  
[spatialframe.com](https://spatialframe.com)  
before Dec 31<sup>st</sup> 2023



# Timeline for shut-down of spatialframe.com



Access to spatialframe.com remains until Dec 31<sup>st</sup> 2023

June 2023

- + Requests for new accounts in spatialframe.com will not be approved

Oct 2023

- + SN strongly recommends against creating new Cases in spatialframe.com, as the patient might need Residual Corrections during their treatment
- + All new Patients should be created in SMART-TSF.com
- + New Total Residuals on existing Cases will be supported

Dec 31<sup>st</sup> 2023

- + The spatialframe.com website will be shut down
- + Access and visibility of Cases will no longer be available online
- + Spatialframe.com will not be a regulated Medical Device from Jan 1<sup>st</sup> 2024

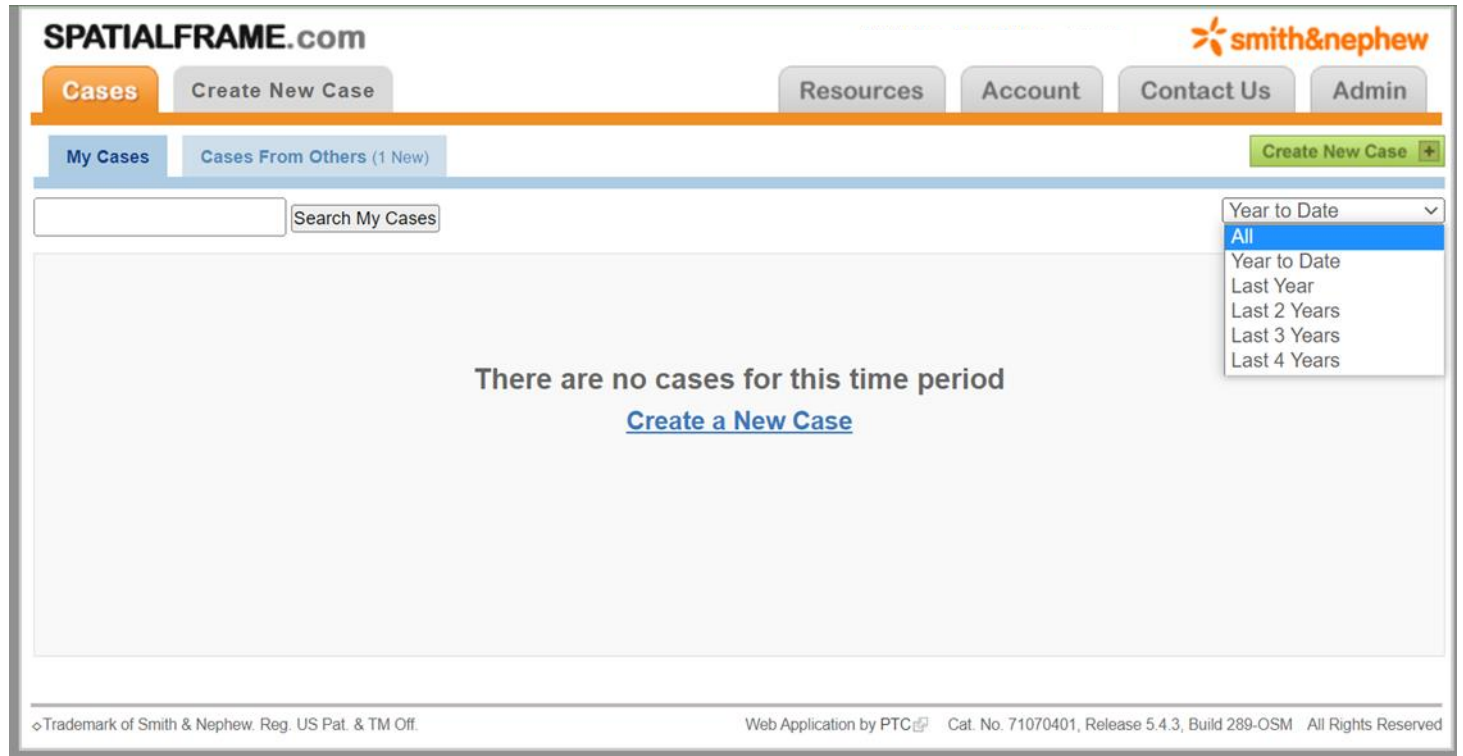
# Download your Cases from spatialframe.com



You can download a pdf of a spatialframe.com Case to save in your own records, or re-enter on SMART-TSF.com

Go to **My Cases** on the landing page

Note the dropdown menu to choose a date range of Cases to display



# Download your Cases from spatialframe.com



You can download a pdf of a spatialframe.com Case to save in your own records, or re-enter on SMART-TSF.com

Navigate to the **Case Name** you wish to download

Navigate to Tab “**7.Prescription**”

Select “**Report**”

Click “**View pdf**” to generate the Report

Save or print the pdf report for your records

Or re-create the Case as a Patient in  
SMART-TSF.com

The screenshot displays the SPATIALFRAME.com web application. At the top, the 'Cases' tab is active, showing the case name 'VSP Equinus - Second Correction'. The navigation bar includes 'Save', 'Save As', 'Close', and 'Create New Case +'. The main navigation tabs are '1. Case Info', '2. Deformity', '3. Frame', '4. Mount', '5. Strut Settings', '6. Duration / SAR', and '7. Prescription', with '7. Prescription' being the selected tab. Below the tabs, the 'Prescription' section is visible, containing 'Your Contact Info for this Case' (Jean Ryan, +19014980040, jean.ryan@smi) and 'Your Notes for this Prescription' (Click to edit). A 'Report' button is highlighted with a green box. Below the 'Report' button, the 'Spatial Frame Report' section is shown, with a 'View PDF' button also highlighted with a green box. A 'Publish for Mobile' button is located at the bottom right. A 'Help' section on the right side explains that the report is intended for the doctor to print a hard copy for the patient's file.

# I need more help!



Contact your local TSF expert for technical support –



US

[Jean.Ryan@smith-nephew.com](mailto:Jean.Ryan@smith-nephew.com)



Europe

[Damian.Hancock@smith-nephew.com](mailto:Damian.Hancock@smith-nephew.com)



Middle East

[Mohammed.Salam@smith-nephew.com](mailto:Mohammed.Salam@smith-nephew.com)



South Africa

[Martell.Lyell@smith-nephew.com](mailto:Martell.Lyell@smith-nephew.com)



ANZ

[John.Wallace@smith-nephew.com](mailto:John.Wallace@smith-nephew.com)



Japan

[Takashi.Matsui@smith-nephew.com](mailto:Takashi.Matsui@smith-nephew.com)



LatAm


[Mauricio.Lopez@smith-nephew.com](mailto:Mauricio.Lopez@smith-nephew.com)



Canada

[Alwyn.Smit@smith-nephew.com](mailto:Alwyn.Smit@smith-nephew.com)

Or send us an email at –



[TSFfeedback@smith-nephew.com](mailto:TSFfeedback@smith-nephew.com)

Apply now for an account on [www.SMART-TSF.com](http://www.SMART-TSF.com)



SMART TSF software offers enhanced features versus spatialframe.com

### Image upload

- + Upload X-rays and clinical images to the software

### Digital measurements

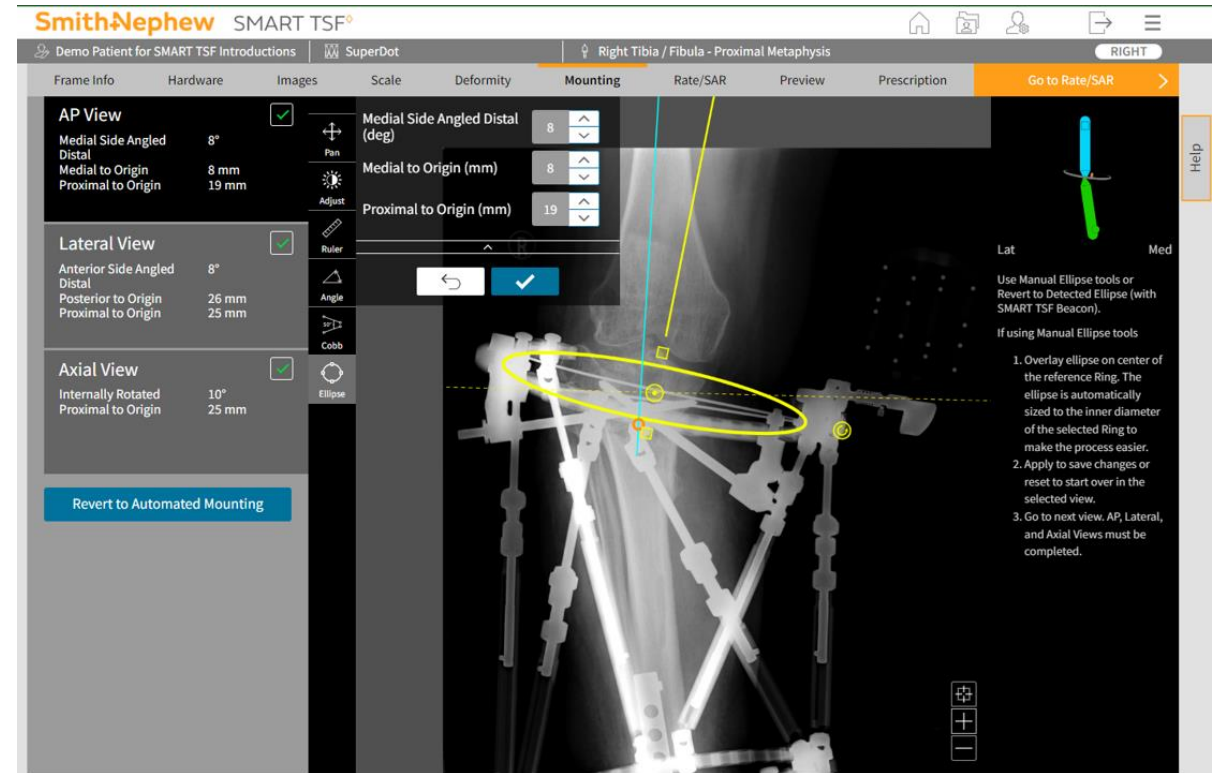
- + Analyze the deformity using TraumaDots or SuperDot
- + Mounting Parameters are calculated automatically

### Simulated graphics

- + View simulations of the construct
- + View moving simulations of the correction

### Resources

- + Reference material and video tutorials continuously added to the Resources page




# SMART TSF<sup>®</sup>

## Links to Resources




Apply for an account on  
[www.smart-TSF.com](http://www.smart-TSF.com)




SMART TSF  
[Surgical Technique](#)



SMART TSF Software  
[Operators' Manual](#)



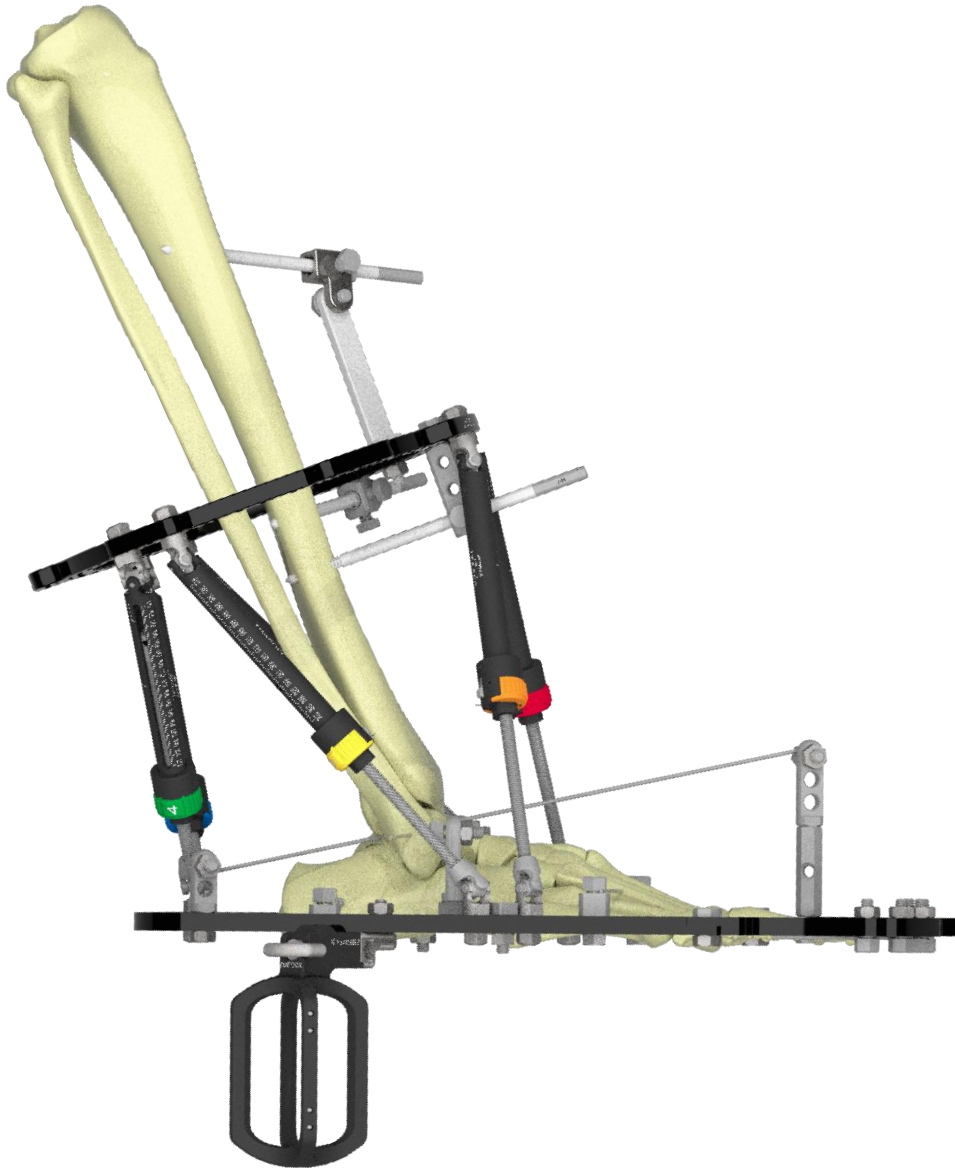
[Compendium of  
TSF Applications](#)



SMART TSF  
[Brochure](#)



## SMART TSF<sup>◇</sup> Circular Fixator



+ Still TSF,  
only smarter