

COBLATION[®]

TECHNOLOGY INTRACAPSULAR
TONSILLECTOMY



Less pain, less
post-operative bleeding.¹
Happy parents.²

 **smith&nephew**

Supporting healthcare
professionals for over 150 years

A COBLATION[◇] Technology Intracapsular Tonsillectomy

Excellent results, exceptionally* low rate of complications

Why COBLATION Technology for Intracapsular Tonsillectomy?

A tonsillectomy can be a painful procedure with an inherent risk of post-tonsillectomy hemorrhage (PTH), commonly in the 3-5% range.¹ Data suggests that COBLATION technology for intracapsular tonsillectomy results in PTH of under 1%, greatly lessening the morbidity and pain* of the procedure.²

Unlike a total tonsillectomy, which removes all tonsil tissue including the capsular plane, therefore exposing the larger blood vessels located in the extracapsular space (Fig. 1), an intracapsular tonsillectomy aims to remove all tonsil tissue by ablating the tonsil tissue to the tonsillar capsule,² which provides a protective shield from large nerves and blood vessels, typically found in the muscle below the tonsil bed (Fig. 2).¹

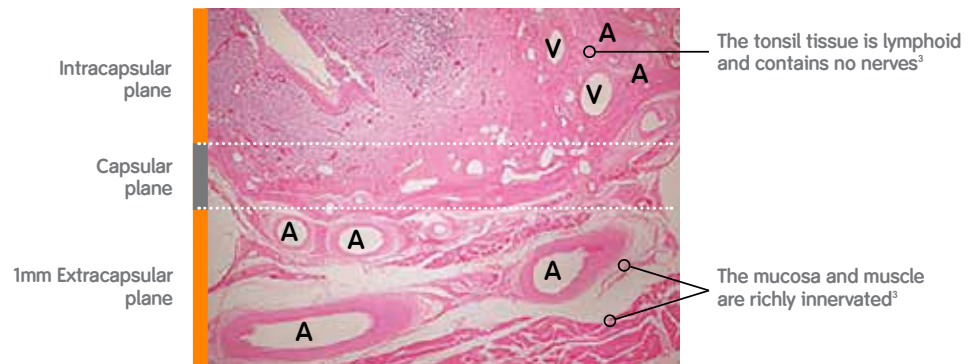


Figure 1

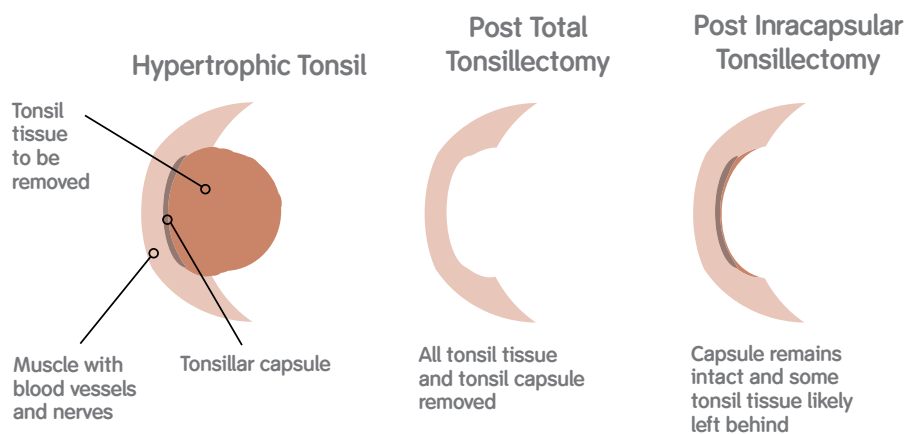


Figure 2

*When compared to traditional tonsillectomy

How Does COBLATION[®] Technology Work?

COBLATION technology involves the creation and application of a high-energy field called “glow discharge plasma.” This plasma ablates tissue through a chemical process as highly energized particles in the plasma break down molecules in the tissue. COBLATION technology provides two distinct advantages to the surgeon:

- COBLATION technology operates at lower temperatures than other radio frequency (RF) based technologies⁴
- The 100mm – 200mm plasma field allows for precise removal of soft tissue⁴


COBLATION technology means “controlled ablation.” Since the introduction of COBLATION tonsillectomy wands in 1998, the proven patented COBLATION technology has been used in more than 10 million procedures by surgeons in ear, nose and throat (ENT) and other areas of medical specialty.⁵ Surgeons and patients alike continue to benefit from the results of using this advanced technology. Simply put, COBLATION wands deliver less heat to the surrounding tissue, resulting in opportunities for better outcomes.⁴

Proven Clinical Results

Intracapsular tonsillectomy procedures have a low rate of infection, low regrowth rates with less pain and less post-operative bleeding.^{6,7}



0% readmission for pain²



0% primary bleeds;
0.4% secondary bleeds²



99% of parents would recommend the procedure²



Smith & Nephew offers a full portfolio of COBLATION wands for a COBLATION technology intracapsular tonsillectomy procedure



For ordering information, please contact
your Smith & Nephew representative.

For more information on our products and resources, please visit www.Smith-Nephew.com.

ArthroCare Corporation
7000 West William Cannon Drive
Austin, TX 78735, USA

www.smith-nephew.com
T +978 749 1000
US Customer Service:
+1 800 343 5717

°Trademark of Smith & Nephew.
©2019 Smith & Nephew.
All rights reserved. Printed in USA.
18811 V1 09/19



Supporting healthcare professionals for over 150 years

References

1. Francis DO, Fannesbeck C, Sathe N, et al. Postoperative Bleeding and Associated Utilization following Tonsillectomy in Children. *Otolaryngology-Head and Neck Surgery*. Volume: 156 issue: 3, page(s): 442-455.
2. Hoey AW, Foden NM, Hadjisymeou Andreou S, et al. Coblation® intracapsular tonsillectomy (tonsillotomy) in children: A prospective study of 500 consecutive cases with long-term follow-up. *Clinical Otolaryngology*, December 2017, Volume 42, Issue 6, Pages 1211-1217.
3. Kang-Dae Lee, Hyoung-Shin Lee, Jong-Chul Hong, et al. Diameter of vessels across the tonsillar capsule as an anatomical consideration for tonsillectomy. *Clinical Anatomy*. November 2007; Volume 21, Issue 1, January 2008, Pages 33-37.
4. Stalder KR, McMillen DF, Woloszko J. Electrosurgical Plasmas. *J Phys D: Appl Phys* 2005;38:1728-28 May, 2005.
5. DTI, Coblation Procedural Claims. ArthroCare Corporation. P/N 81915 Rev. A. August 2016.
6. Walton J, Ebner Y, Stewart MG, et al. Systematic review of randomized controlled trials comparing intracapsular tonsillectomy with total tonsillectomy in a pediatric population. *Arch Otolaryngol Head Neck Surg*. 2012;138(3):243-249. doi:10.1001/archoto.2012.16.
7. Kim JS, Kwon SH, Lee EJ, et al. Can Intracapsular Tonsillectomy Be an Alternative to Classical Tonsillectomy? A Meta-analysis. *Otolaryngology-Head and Neck Surgery*. Article first published online: April 18, 2017; Issue published: August 1, 2017; Volume: 157 issue: 2, page(s): 178-189.