

**Ariba Business Network
Direct Vendors
Self-registration**

March 2023



There are two options: **Log in to Ariba Business Network or Register Now.**
<https://supplier.ariba.com>

SAP Business Network

Supplier Login

User Name

Password

Login

[Forgot Username or Password](#)

New to SAP Business Network?
[Register Now](#)

The laptop screen shows the Ariba Business Network dashboard with a line chart for 'Purchase Order Amount' and a table for 'Orders, Invoices and Payments'.

- If you don't have Ariba account, click on **Register Now** and follow to the next slide.
- If you already have an account, please **Log in** to check **ANID** and share it with us by email (last slide).

After carefully filling in below details, please click **Create Account**.

What to expect when you create an account:

1. Digitalize your business
Collaborate with your customer on the same secure network, while improving efficiency with paperless processes
2. Ensure resiliency and sustainability
Boost customer satisfaction, simplify the sales cycle
3. Act with Intelligence
Turn insights from SAP Business Network into your competitive advantage

[Learn more](#)

Business Network

Create a free company account to connect with your customers on SAP Business Network

Company information ⓘ

Company (legal) name *

Country/Region *

Address line 1 *

Address line 2

Address line 3

City *

Administrator account information ⓘ

First name *

Last name *

Email *

Use my email as my username

Password *

Repeat password *

Business role *

I have read and agree with the [Terms of Use](#).

I hereby agree that SAP Business Network will make parts of my (company) information accessible to other users and the public based on my role within the SAP Business Network and the applicable profile visibility settings. Please see the [Privacy Statement](#) to learn how we process personal data.

I'm not a robot

reCAPTCHA
Privacy - Terms

Create account



Before registering, you might be notified about potential existing accounts so that you can review them.

SAP Business Network

Create a free company account to connect with your customers on SAP Business Network

We found existing accounts based on the information you entered. Please review.

[Review accounts](#)

OR

[Continue account creation](#)

[Back](#) [Help](#)

Review matched accounts

Your company may already have an account. Please review the accounts in the table below.

Search Criteria

Company Name	E-mail address	Country
ABC	Enablement.Ariba@smith-nephew.com	POL

Search results (20) **Bold font:** Matched values

Company name	Email domain matched	Country	State	DUNS number	Action
What to be do Ltd.	Yes	Poland			Contact administrator
abc test	No	Poland			Contact administrator

If you are confident that there is no match for existing accounts (that you have access to), you can click [Back](#) and [Continue Account Creation](#) to finish your registration.

After completing the registration you will have to **confirm your email address** by clicking on the link from the auto-notification received on your mailbox, and filling in the last piece of information:

Please provide the information below and you will be discovered by more customers looking for companies like yours.

Product and Service Categories

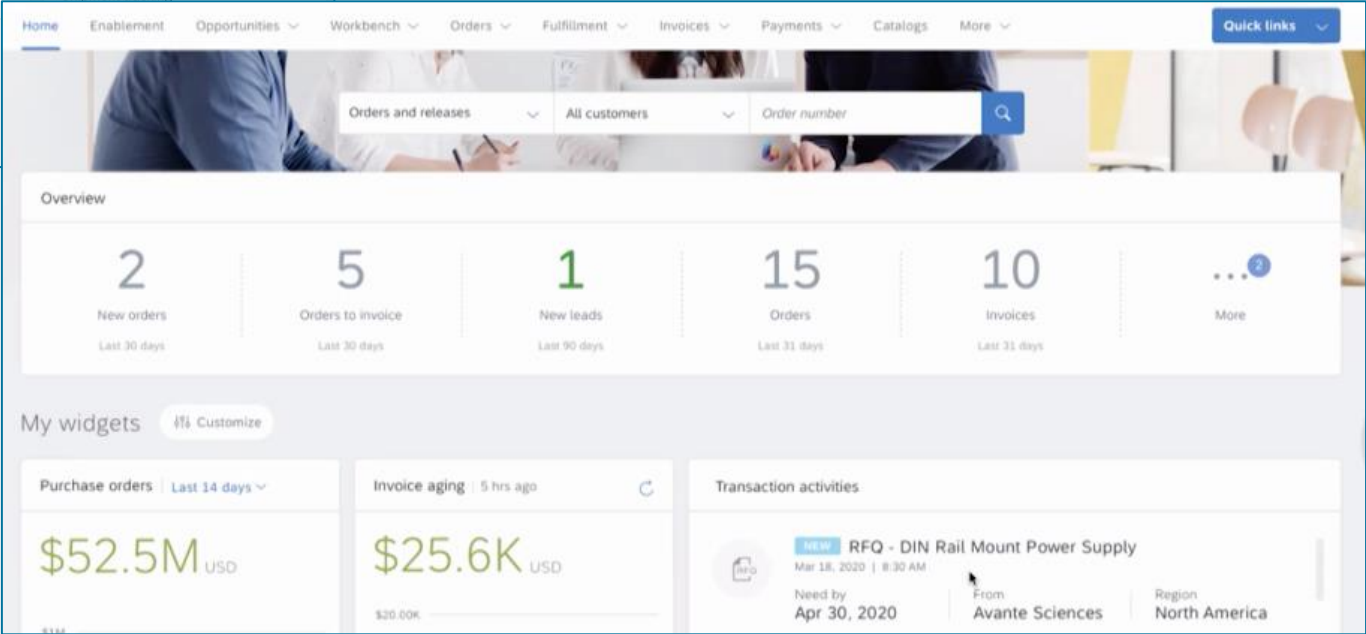
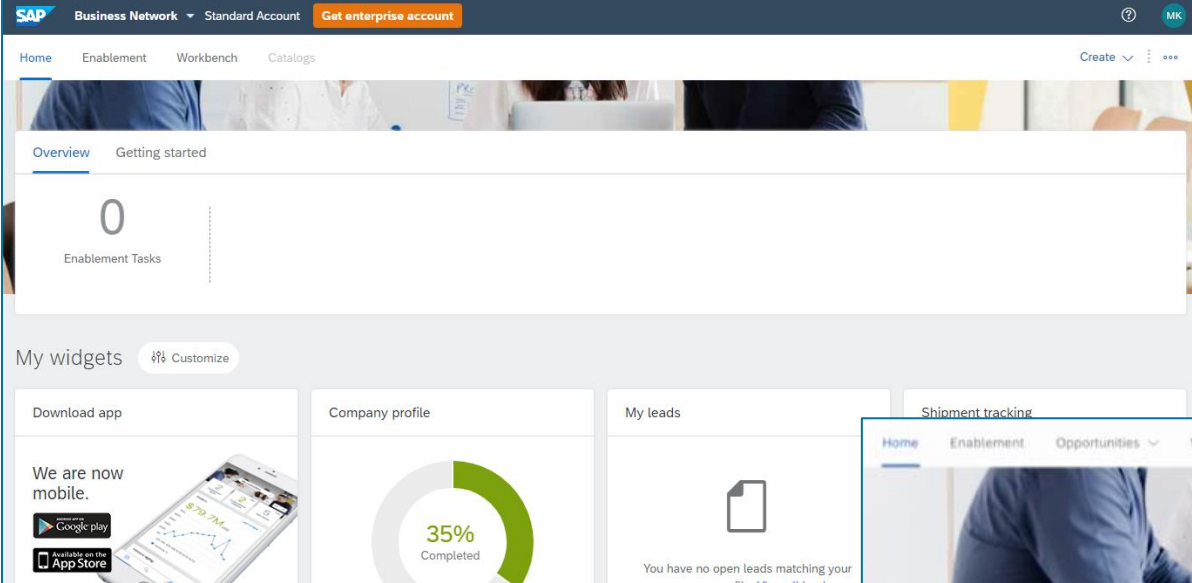
[Add](#) -or- [Browse](#)

Ship-to or Service Locations

[Add](#) -or- [Browse](#)


[Submit](#) [Remind me later](#) [Don't show this to me again](#)

Once Registered/Logged in Supplier Ariba Business Network home page, it would look like one of below examples.



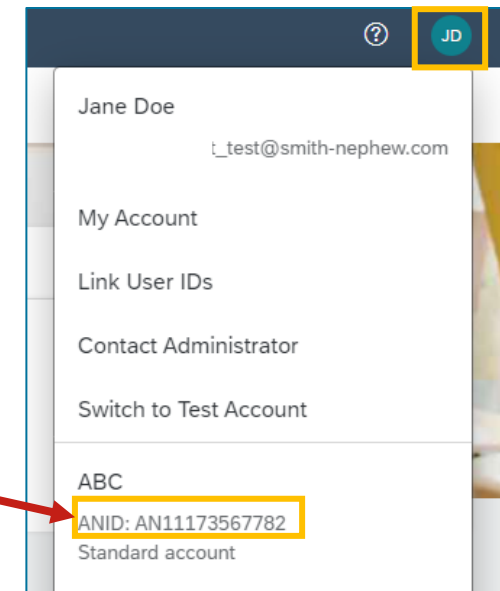
Note: You can customize the dashboard view by clicking on Workbench and adding specific tiles (recommended: orders tile)

Upon successful registration, you will receive a confirmation email with your Business Network account ID number (ANID)



Please provide us the **ANID** number so that we can finalize the onboarding process.

Note: Your ANID number can always be found by logging into your account and clicking on your credentials in the right top corner on the homepage.



Visit our page www.smith-nephew.com/en/suppliers to view our supplier facing information and if you need to contact us go [HERE](#).

For more information and instructions about Ariba Business Network and Supplier account functionality please check below:

- **Smith+Nephew Standard Account Supplier Training (on demand) – [CLICK HERE](#)**
- **Ariba Supplier Learning site – [CLICK HERE](#)**
- **Ariba Network Standard Account video guides – [CLICK HERE](#)**
- **How to contact Ariba Support Team– [TUTORIAL](#) / [PAGE](#)**
- **Ariba Help Portal for Suppliers – [CLICK HERE](#)**
- **New Ariba Supplier Portal workbench – [CLICK HERE](#)**

The image features the Smith+Nephew logo in white text on a large, olive-green, rounded shape. The background is white with abstract, flowing shapes in light blue and dark blue. The logo consists of the words 'Smith' and 'Nephew' in a bold, sans-serif font, separated by a plus sign.

Smith+Nephew