

+ Introducing our **newest** innovations in pressure injury prevention



ALLEVYN[°]
COMPLETE CARE
Foam Dressing

LEAF[°]
Patient Monitoring System

LEAF^o Next Generation: Turn over a new LEAF in pressure injury prevention

Stressed about the impact of pressure injuries? Turn it over to the **LEAF System**.



In a meta-analysis of 3,935 patients, the LEAF System **reduced the risk of PI by 94%^{†9}**

Data driven HAPI prevention

Measure

The LEAF^o System provides, for the first time, a tool that enables caregivers to automatically, continuously, and reliably capture patient position and activity data. The LEAF System monitors **both the frequency and quality of patient turns.**



Improve

A randomized controlled study of over 1,200 ICU patients demonstrated that the LEAF System **reduced the incidence of HAPIs by 73%.^{***10}**



Sustain


The LEAF System collects, analyzes and reports patient position, movement and activity data to nursing leadership to help identify actionable issues, highlight achievements, and ensure continuous delivery of high quality turns.

The LEAF System is HL7 compatible and can integrate with EHR systems.



[†]1,817 patients used the LEAF System. 2,118 used standard of care, (relative risk [RR]: 0.06; p=0.02)
^{***}In ICUs, per protocol analysis; p=0.012

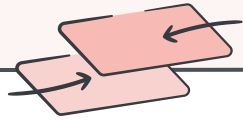
Introducing ALLEVYN[◇] COMPLETE CARE Foam Dressings



Indicated for pressure injury prevention and wound management


Absorbs shear forces* and reduces soft tissue strain^{Ω2-4}

- Absorbs and dissipates up to **93%** of mechanical energy^{*2,11}
- ALLEVYN 5-layer Dressings reduced PIs and associated costs* **by more than 65%**^{§5-7}
- Reduces soft tissue strain by up to **55% vs. Mepilex Border**^{TMΩ3,4}

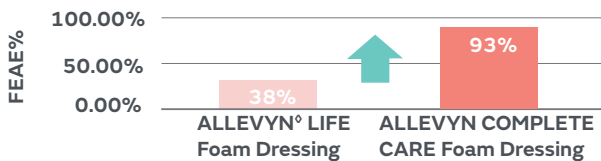


ShearDEFENSE[◇] Technology

Unbonded design enables the layers to frictionally slide within the dressing¹ to absorb shear forces and reduce soft tissue strain^{*1,8}



The ALLEVYN[◇] COMPLETE CARE Foam Dressing absorbs and dissipates up to 93% of mechanical energy through both material shear and layer-to-layer frictional sliding within the dressing.^{*11}



Absorbs up to 93% of mechanical energy^{*11}

*as demonstrated *in vitro*

ΩAs demonstrated in a Finite Element Modelling (FEM) model of the heel, ALLEVYN COMPLETE CARE offers greater reduction in strain compared to the Meline OptiViewTM dressing (by 41.6%) and the MepilexTM Border dressing (by 55.2%)

§Reduction of per-patient cost of 37-69%; Compared with using standard preventive care alone; n=359.

NTI ExpoEd Sessions

Visit Smith+Nephew at Booth #729

Tuesday, May 19th

11:15am

Optimizing Foam Dressing Use in the ICU

Session code: EXED202B

12:00pm

Optimizing Mobility Practices in the ICU

Session code: EXED201C

Wednesday, May 20th

11:15am

Optimizing Foam Dressing Use in the ICU

Session code: EXED202J

12:00pm

Optimizing Mobility Practices in the ICU

Session code: EXED201K

Dinner presentation

Enhancing patient care with innovative solutions for pressure injury prevention

Presented by:

Stephanie Constable *BSN, RN, CWOCN*

Date: May 19, 2026 **Time:** 6:30pm **Location:** Roy's Restaurant - 333 Harbor Drive San Diego, CA 92101

The program addresses the challenges of turning and repositioning patients for pressure injury prevention and introduces the LEAF^o System wearable sensor technology. It also discusses new considerations for ALLEVYN^o foam dressings, focusing on how their unique design protects against shear.

Learning Objectives:

1. Evaluate clinical evidence related to patient turning and repositioning
2. Explain how shear contributes to pressure injury development
3. Summarize best practices for patient turning and repositioning and the use of prophylactic dressings

For detailed product information, including indications for use, contraindications, precautions and warnings, please consult the product's applicable Instructions for Use (IFU) prior to use.

References: **1.** Smith+Nephew 2024. Comparison of Frictional Energy Absorber Effectiveness (FEAE) in two five-layer hydrocellular polyurethane foam dressings (HPFD) containing superabsorber and masking layers. Internal report: CSD.AWM.24.057 V2. **2.** Smith+Nephew 2024. Internal Report CSD.AWM.24.057 V2. **3.** Smith+Nephew 2025. Internal report: CSD.AWM.25.024. **4.** Smith+Nephew 2024. Internal report: CSD.AWM.24.060 V2. **5.** Atkinson, L. & Costa, B. (2024). "Pressure Injury Prevention with A Unique Multi-Layer Foam Dressing: A Systematic Review and Meta-Analysis of Randomized Controlled Trials" Poster presented at the 34th European Wound Management Association Annual Meeting, May 1-3, 2024, London, UK. **6.** Marche C, Creehan S, Gefen A. The frictional energy absorber effectiveness and its impact on the pressure ulcer prevention performance of multilayer dressings. *Int Wound J.* 2024 Apr;21(4):e14871. doi: 10.1111/iwj.14871. PMID: 38591160; PMCID: PMC11002638. **7.** Forni C, Searle R. A multilayer polyurethane foam dressing for pressure ulcer prevention in older hip fracture patients: an economic evaluation. *J Wound Care.* 2020 Feb 2;29(2):120-127. doi: 10.12968/jowc.2020.29.2.120. PMID: 32058851. **8.** Smith+Nephew, 2024. Internal report: CSD.AWM.24.058 V2. **9.** Nherera L. Does the use of a patient wearable sensor impact the incidence of pressure injuries? A systematic literature review and meta-analysis. Poster presented at: Symposium on Advanced Wound Care Fall 2022; October 14-16 2022; Las Vegas, NV, USA. **10.** Pickham D, Berte N, Pihulic M, et al. Effect of a wearable patient sensor on care delivery for preventing pressure injuries in acutely ill adults: A pragmatic randomized clinical trial (LS-HAPI study). *Int J Nurs Stud.* 2018;80:12-19. **11.** Orlova D, Orlov A, Gefen A. The Protective Efficacy of a New Soft Silicone Multi-Layer Dressing in Reducing the Heel Pressure Ulcer Risk. *International Wound Journal.* 2025;22(10):e70764. doi:10.1111/iwj.70764.

Advanced Wound Management Smith & Nephew, Inc. ^oTrademark of Smith+Nephew All Trademarks acknowledged ©2026 Smith+Nephew
MSTE95-48670-0526 www.smith-nephew.com

