

**+** A gentle silicone adhesive dressing, providing a moist wound environment for healing and available in a range of shapes and sizes for awkward areas of the body<sup>1-5</sup>

**Smith+Nephew**

ALLEVYN<sup>®</sup>  
GENTLE BORDER  
Foam Dressing

## Application



**1**  
Cleanse the application site, ensuring the surrounding skin is clean, dry and free from excess hair.  
Select appropriate dressing size. Ensure the absorbent pad covers the entire wound or area to be protected. The scale on the pouch is for guidance only.




**2**  
Remove first liner and anchor the adhesive side of the dressing to the skin. If applying the sacrum dressing, place the narrow end a minimum of 2cm (3/4in.) above the anal sphincter, then smooth the dressing over the sacrum.  
Remove remaining liner/liners. Smooth over. If used on a wound, ensure absorbent pad covers the wound.




**3**  
Smooth down the borders. Ensure there are no creases that could compromise the seal. The dressing can be repositioned as required.


The following pictures give you an indication of when **ALLEVYN GENTLE BORDER** needs to be changed



**NO NEED TO CHANGE**



**NO NEED TO CHANGE**



**CHANGE DRESSING**

Dressing can be left in place for up to 7 days (up to 5 days for sacral variant), unless exudate is within 0.5cm from the edge of the dressing pad - whichever is sooner.

**Always adhere to local dressing change protocol.**

## Removal

To remove the dressing, lift one corner of the dressing and slowly peel back until completely removed from the wound



### ALLEVYN GENTLE BORDER ordering codes

Size (cm)	S+N Code	NHSSC Code	PIP Code	Carton
7.5cm x 7.5cm	66800269	ELA359	334-2052	10
10cm x 10cm	66800270	ELA362	334-2060	10
10cm x 20cm	66800900	ELA499	364-7765	10
12.5cm x 12.5cm	66800272	ELA361	334-2102	10
15cm x 15cm	66800975	ELA565	366-8589	10
17.5cm x 17.5cm	66800273	ELA358	334-2045	10
23cm x 23.2cm <b>Heel</b>	66800506	ELA392	345-5243	5
16.8cm x 17.1cm <b>Sacrum</b>	66800898	ELA498	364-7781	10
21.6cm x 23cm <b>Sacrum</b>	66801031	ELA605	371-9911	10
17.1cm x 17.9cm <b>Multisite</b>	66800959	ELA566	366-8597	10

For detailed product information, including indications for use, contraindications, precautions and warnings, please consult the product's applicable Instructions for Use (IFU) prior to use.

**References** 1. Hurd T, Gregory L, Jones A, Brown S.A multi-centre in-market evaluation of ALLEVYN Gentle Border. Wounds UK. 2009;5(3):32-44. 2. Smith & Nephew 2016. ALLEVYN Gentle Border Heel Gen 2 - physical evaluation. Internal Report. DS/16/465/R. 3. Smith & Nephew 2017. ALLEVYN Gentle Border Gen 2 - Physical Evaluation. Internal Report. DS/16/424/R V3. 4. Smith & Nephew 2019. Use of Moisture Vapour Permeability (MVP) and Moisture Vapour Transmission Rate (MVTR) data to support product claims referring to moist wound healing. Internal report. EO.AWM.PCSgen.001.v2. 5. Rafter L, Reynolds T, Rafter M.An audit of patient outcomes in the management of skin tears using silicone dressings. Wounds UK. 2016;12(2):70-78.