

+ Suture Solutions Portfolio

Sutures, tapes and tools for
soft-tissue repair

Smith+Nephew



Smith+Nephew's Suture Solutions Portfolio

Our growing suture solutions portfolio provides a variety of options to support graft preparation, meniscal root repair, labral repair and other sports medicine soft-tissue repairs.



+ Sutures

Round, braided sutures available in multi- and solid-colors, with and without needles, from 2-0 to #5 sizes



+ Tools

A variety of suture enablers to support graft passage and meniscal repairs



+ Tapes

Flat, woven tapes available in multi- and solid-colors, with and without needles




+ Accessories

A selection of suture passers, suture managers and handhelds to help make your procedures efficient


 Click on a section to jump to that page

 To return to this page, click the icon in the bottom right corner

 To view the ordering information, click this icon

+ Sutures

Smith+Nephew sutures are designed for smooth passage, low graft disruption and versatility.





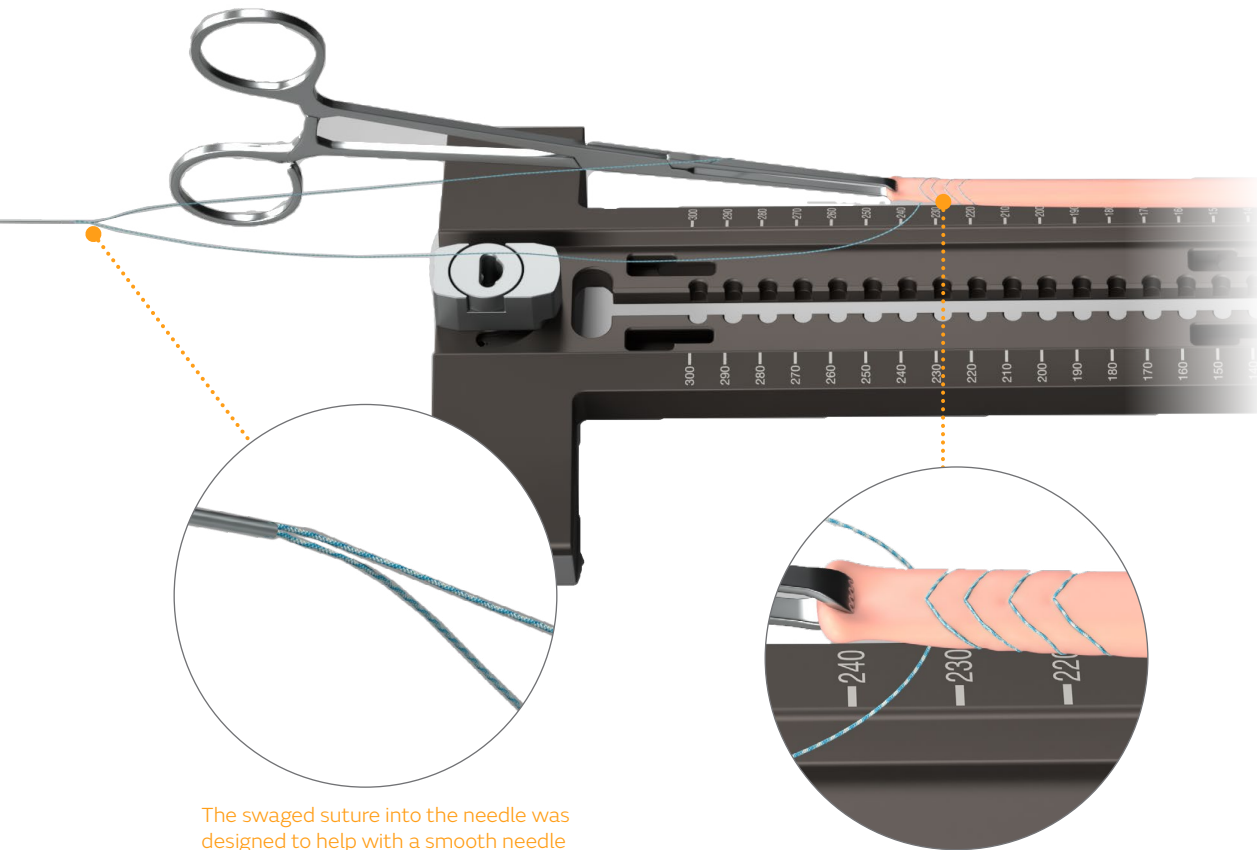
LOOPED SUTURE on Needle

LOOPED SUTURE is prepared from ultra-high molecular-weight polyethylene (UHMWPE) and features a smooth needle throw from swaged suture.

	Suture					Needle			Packaged
	Size	Colors	Length	Knot Pull ¹	Straight Tensile ¹	Options	Length	Diameter	
LOOPED SUTURE on Needle	#2	• Blue • Cobraid	20" loop	~30-40lbf	~47-60lbf	• Straight • Curved, HC-5 ½ circle	• 50.8mm (straight) • 25.9mm (curved)	1.28mm	12 per box

ACL Reconstruction Graft Preparation

with LOOPED SUTURE on Needle and X-WING[®] Graft Preparation System



The swaged suture into the needle was designed to help with a smooth needle throw for minimal graft disruption

The looped configuration was designed to help make graft preparation a more efficient process

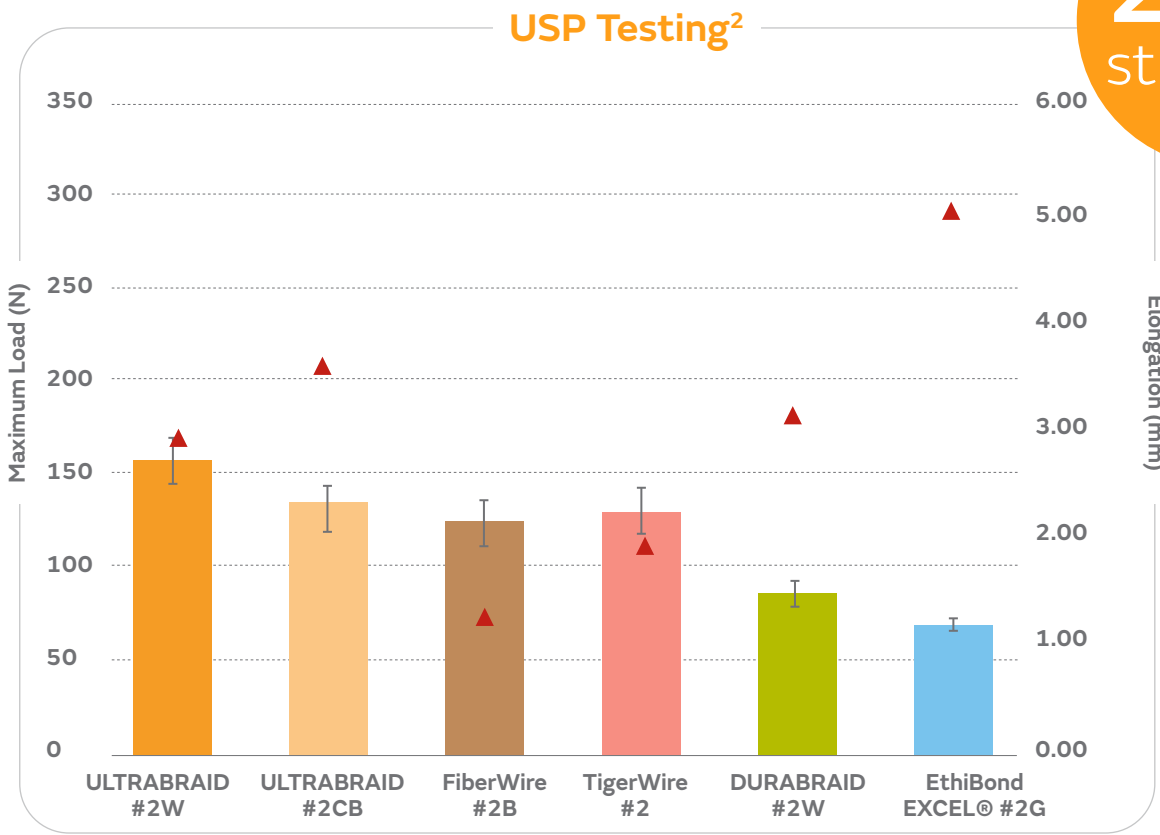




ULTRABRAID[®] Suture

ULTRABRAID is composed of an UHMWPE fiber and features a braided configuration. It is available in a variety of sizes.

20% stronger²



ULTRABRAID #2 Suture (white) is **20% stronger** than its nearest competitor.^{*2}

ULTRABRAID white ULTRABRAID cobraid FiberWire[®] blue TigerWire DURABRAID ETHIBOND EXCEL[®]

	Suture				Needle		Packaged
	Size	Colors	Length	Options	Length	Diameter	
ULTRABRAID Suture	2-0	• White • Cobraid	24"	N/A	N/A	N/A	10 per box
	#2	• White • Cobraid • Blue	38"	N/A	N/A	N/A	10 per box
ULTRABRAID Suture on Needle	2-0	• White • Cobraid	24"	Curved, HR22 ½ circle	N/A	N/A	10 per box
	#2	• White • Cobraid	38"	Curved, HR27 ½ circle	N/A	N/A	• Individual • 10 per box
	#5	• White • Multi-colored braid	40"	• Straight • Curved, HC5 ½ circle	50mm (straight)	1.28mm	12 per box

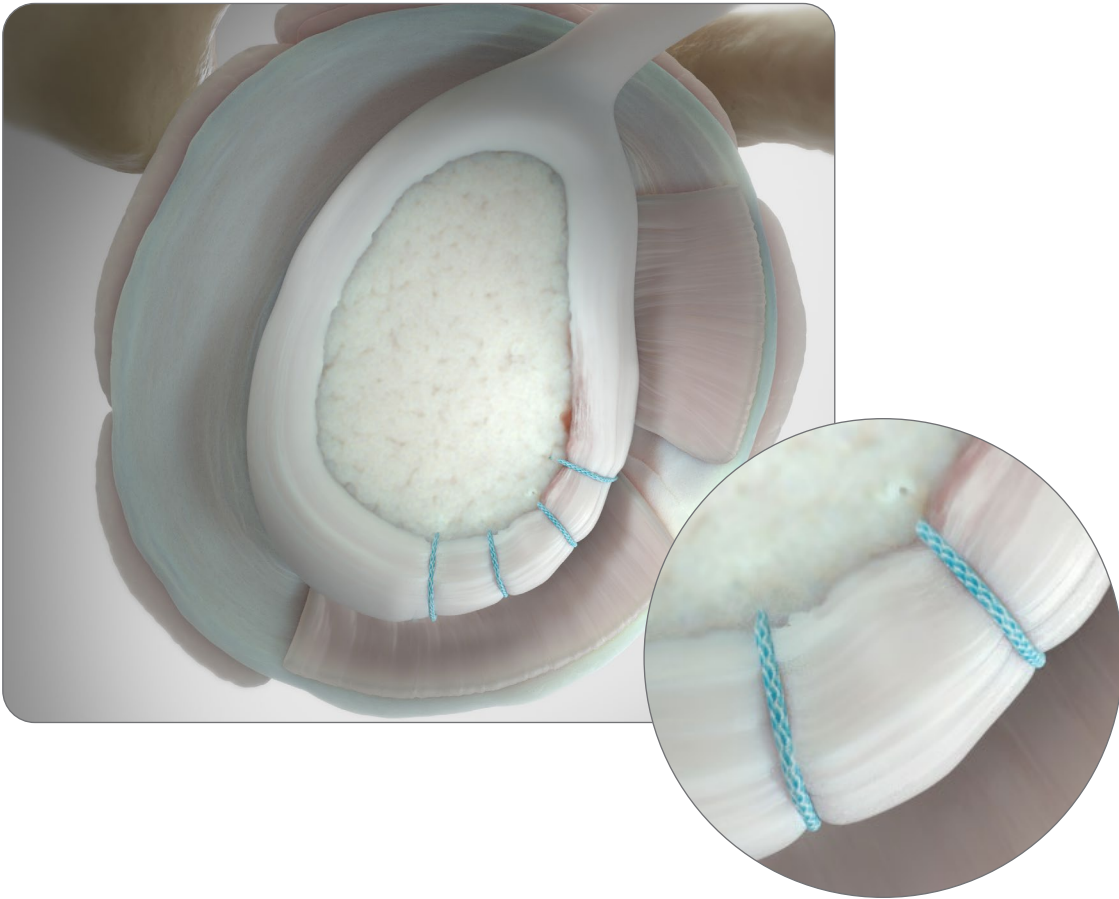
^{*2}As compared to FiberWire Suture (blue); p<0.05





Shoulder Labral Repair, Bankart Repair

with #2 ULTRABRAID[®] Suture and MICRORAPTOR[®] Knotless Suture Anchors (MINITAPE[®] Suture can also be used)



Additional Resources

- Arthroscopic Bankart Repair using MICRORAPTOR KNOTLESS Suture Anchor featuring Dr. Michael B. Banffy
- Arthroscopic Bankart Repair using MICRORAPTOR Suture Anchor Family featuring Dr. Randall Lee Murphy Jr.
- MICRORAPTOR[®] Knotless Shoulder animation
- X-WING[®] Graft Preparation System Technique Guide
- REGENESORB[®] BTB Graft Preparation featuring Dr. Jorge Chahla



+ Tapes

Smith+Nephew tapes were designed for clinical applications where a broader footprint is required and tissue pull-through is a concern. Tapes are available in both regular and mini sizes.





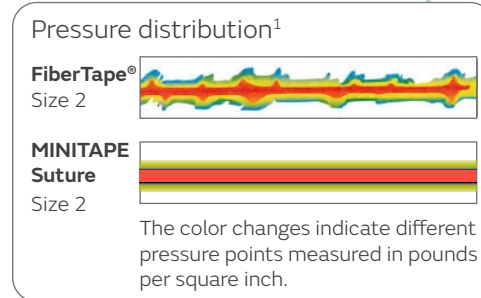
MINITAPE[®] Looped Suture + MINITAPE Suture on Needle

MINITAPE is a braided suture tape made from UHMWPE to be strong, durable and lubricious.¹ This proprietary, continuous braiding process creates seamless transitions from round suture to flat braid and back to round suture.¹ It is softer and more pliable than similar products on the market and gently contours and lies flat on the surface.^{*1}

Broader footprint


MINITAPE Suture has a more uniform distribution of pressure compared to similar sutures.1**

This may reduce tissue strangulation and a “cutting effect” in applications where tissue pull-through may be a concern.^{**1}



Lower knot profile

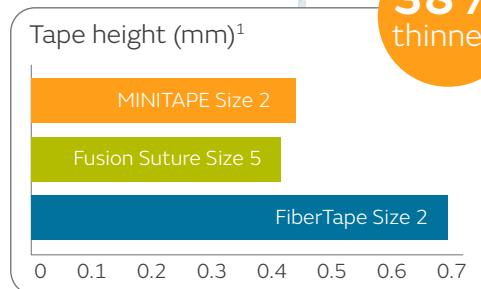
MINITAPE Suture has a lower knot profile than similar sized sutures. MINITAPE Suture’s average knot height is ¼ the size of similar suture.^{**1}



75% smaller

Thinner tape

The height of MINITAPE Suture’s flat section is 38% thinner than similar products.¹



38% thinner

*According to a survey conducted of subject matter experts which compared and ranked size 3 & 4, and 5 Force Fiber Fusion Suture against a comparable product, FiberTape size 2. Testing was performed in 2017 upon sutures manufactured using the same braiding method, materials, and equipment as MINITAPE size 2 except on a differing yet representative size. Similar results expected.

**Testing conducted on size 3, 4 and 5 Force Fiber Fusion Suture against comparable product in sterilized form. These tests may not be indicative of clinical performance. Testing was performed in 2017 upon sutures manufactured using the same braiding method, materials and equipment as MINITAPE Size 2 except on a differing yet representative size. Similar results expected.

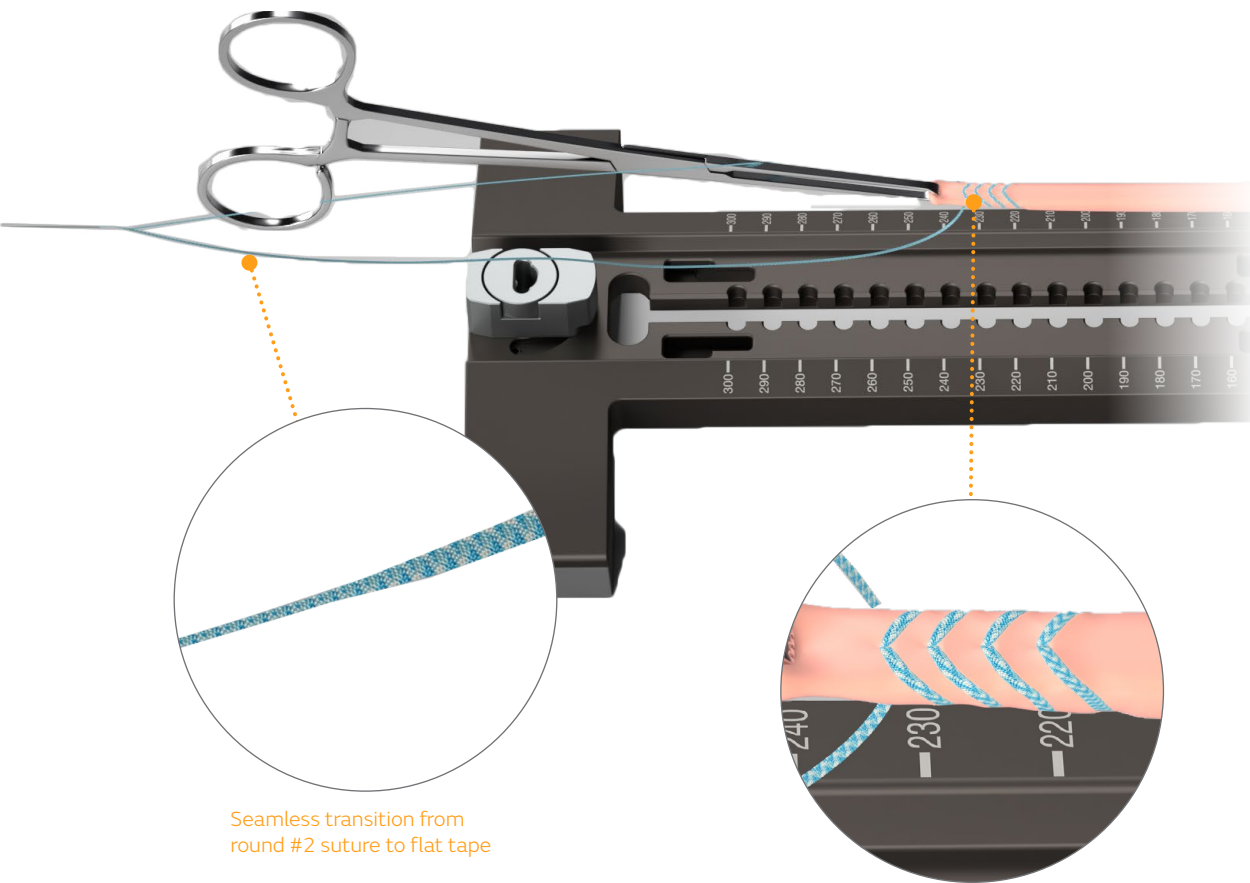


MINITAPE[®] Looped Suture + MINITAPE Suture on Needle

	Tape					Needle			Packaged
	Colors	Length	Width	Knot Pull ¹	Straight Tensile ¹	Options	Length	Diameter	
MINITAPE Suture on Needle	<ul style="list-style-type: none">• Multi-colored braid• Blue	40"	1.1-1.5mm	~24-28lbf	N/A	<ul style="list-style-type: none">• Straight• Curved, HC5 ½ circle	50mm (straight)	1.08mm	12 per box
MINITAPE Looped Suture on Needle	<ul style="list-style-type: none">• Multi-colored braid• Blue	20"	1.1-1.5mm	~24-28lbf	N/A	<ul style="list-style-type: none">• Straight• Curved, HC5 ½ circle	50.8mm (straight)	1.28mm	12 per box

ACL Reconstruction Graft Preparation

with MINITAPE Looped Suture on Needle and X-WING[®] Graft Preparation System



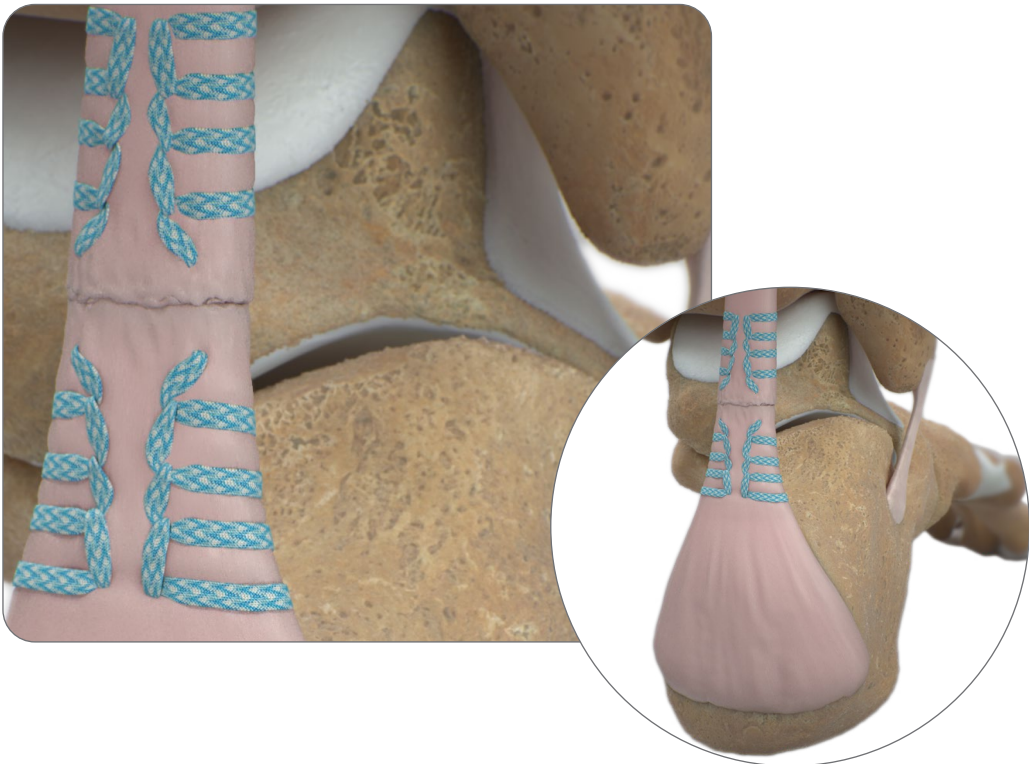

Seamless transition from round #2 suture to flat tape

Graft whipstitched with MINITAPE Looped Suture



MINITAPE[®] Looped Suture + MINITAPE Suture on Needle

Mid-substance Achilles repair
using MINITAPE Suture on Needle





MINITAPE[◊] Suture

	Tape					Needle		Packaged	
	Colors	Length	Width	Knot Pull ¹	Straight Tensile ²	Options	Length		Diameter
MINITAPE Suture	<ul style="list-style-type: none">• Blue• Cobraid-blue• Cobraid-white	39.5"	1.4mm	N/A	50.13lbf	N/A	N/A	N/A	6 per box

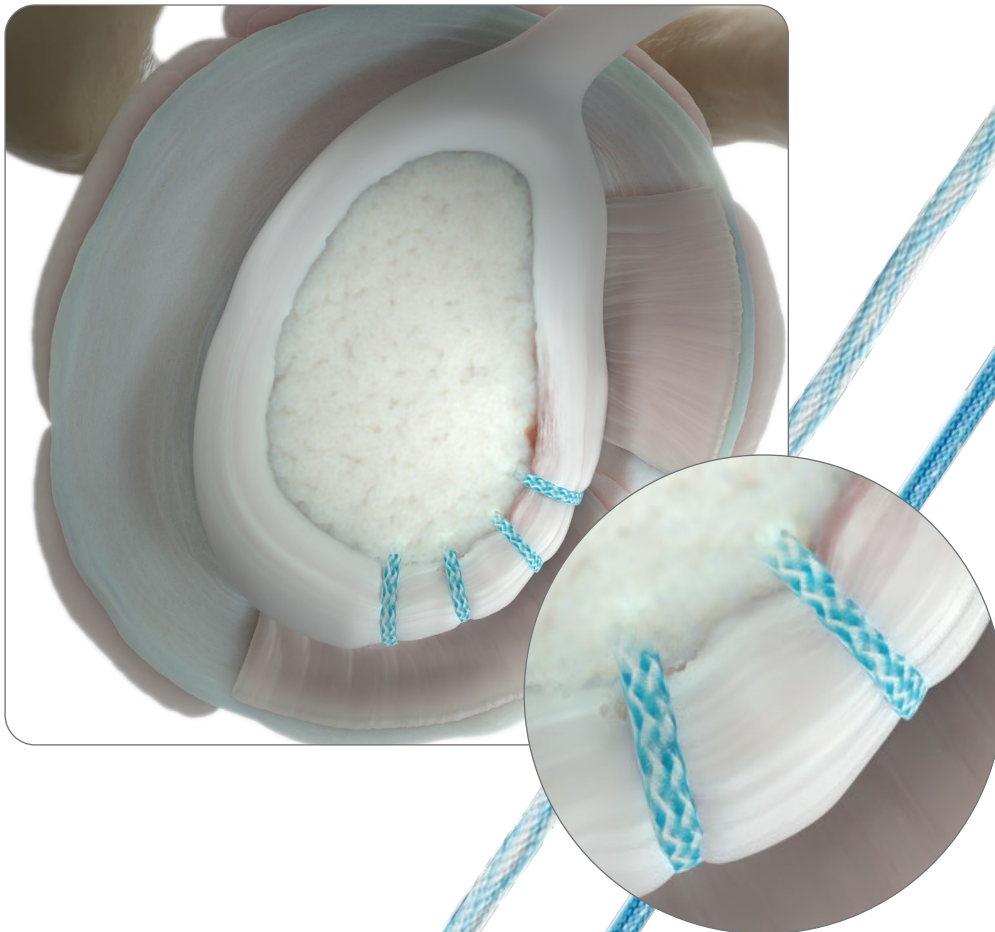
MINITAPE Suture has a coreless design, which has been shown to offer a lower and more evenly distributed level of pressure*

Conveniently tapers into #2 sutures for use with existing S+N suture manipulation devices.

MINITAPE Suture offers a low profile.

Shoulder Labral Repair, Bankart Repair

with MINITAPE Suture and MICRORAPTOR[◊] Knotless Suture Anchors



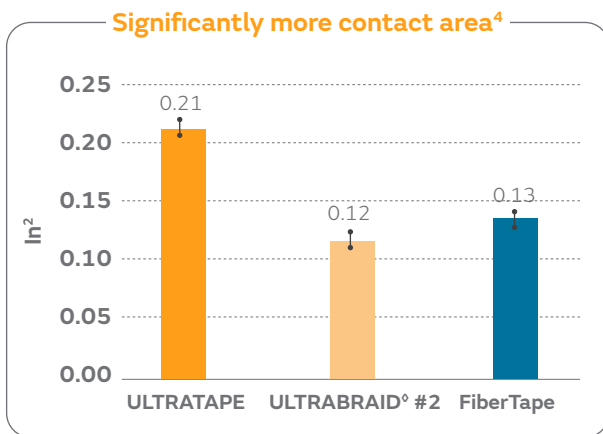
*Compared to a traditional #2 suture



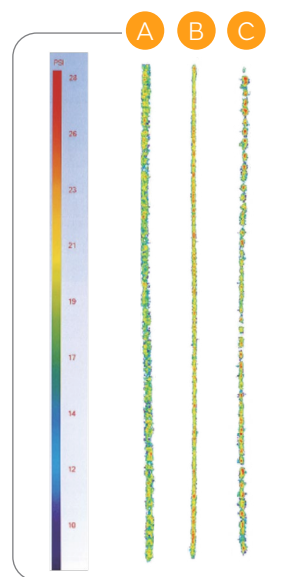
ULTRATAPE[®] Suture

ULTRATAPE is a smooth tape which, when compared to a traditional #2 suture, provides a 75% increase in tendon-to-bone contact while also offering a significantly lower and more evenly distributed level of pressure.*⁴

- Shoulder repair techniques that have a larger area of contact with the rotator cuff footprint have been shown to improve repair compared with those with a smaller area of contact.⁵
- Lower, more uniformly distributed level of compression could potentially reduce vascular restriction at the injury site after surgery.^{4,6,7}
- A wider suture construct may reduce the possibility of tissue cut through in poor quality tendon tissue.
- A smooth, low profile with 58% less material than the competition.**
- ULTRATAPE Suture contains 58% less material than FiberTape[®], so there is considerably less material to pass through tissue.⁴



p<0.05



ULTRATAPE Suture distributes pressure more evenly with fewer peak pressure points⁴

ULTRATAPE (A), ULTRABRAID #2 Suture (B) and FiberTape (C) suture pressure scale results, with red representing peak pressure in pounds per square inch (PSI).






ULTRATAPE[◊] Suture

	Tape			Needle	Packaged
	Colors	Length	Width	Options	
ULTRATAPE	<ul style="list-style-type: none">• Blue• Cobraid	38"	2mm	N/A	6 per box

Double-row Rotator Cuff Repair

with ULTRATAPE Suture and HEALICOIL[◊] KNOTLESS Suture Anchors



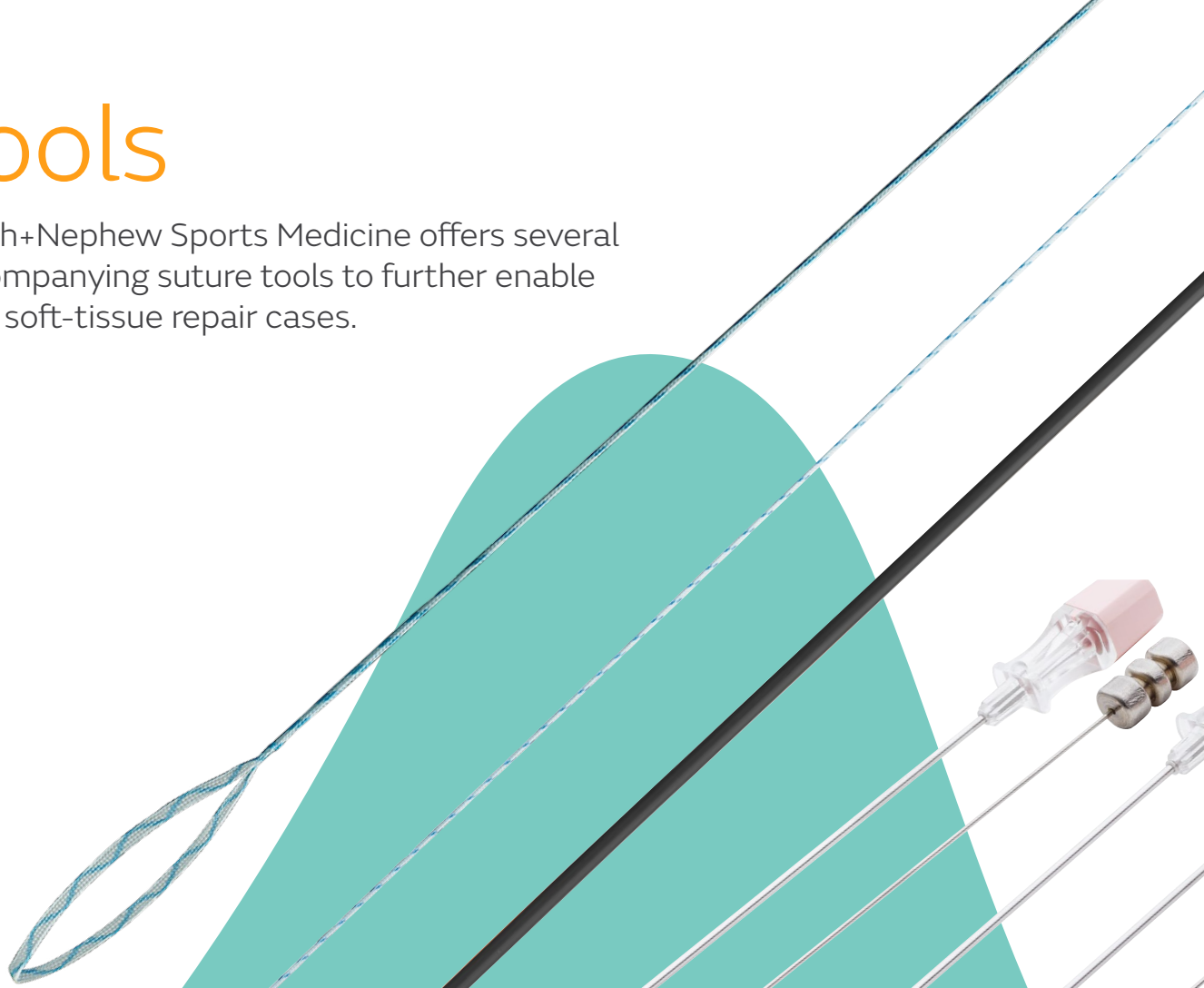
Additional Resources

- Arthroscopic Bankart Repair using MICRORAPTOR KNOTLESS Suture Anchor featuring Dr. Michael B. Banffy
- HEALICOIL KNOTLESS Non Self Tapping Animation
- HEALICOIL KNOTLESS Self Tapping Animation
- HEALICOIL KNOTLESS Brochure
- REGENESORB QT-B Graft Preparation with Dr. Geoffrey Van Thiel
- Hamstring Graft Preparation on X-WING with Dr. Mark Bowen
- Short Hamstring Graft Preparation on X-WING with Dr. Mark Bowen
- UltraSURE Hamstring Graft Preparation with Dr. Vehniah Tjong



+ Tools

Smith+Nephew Sports Medicine offers several accompanying suture tools to further enable your soft-tissue repair cases.





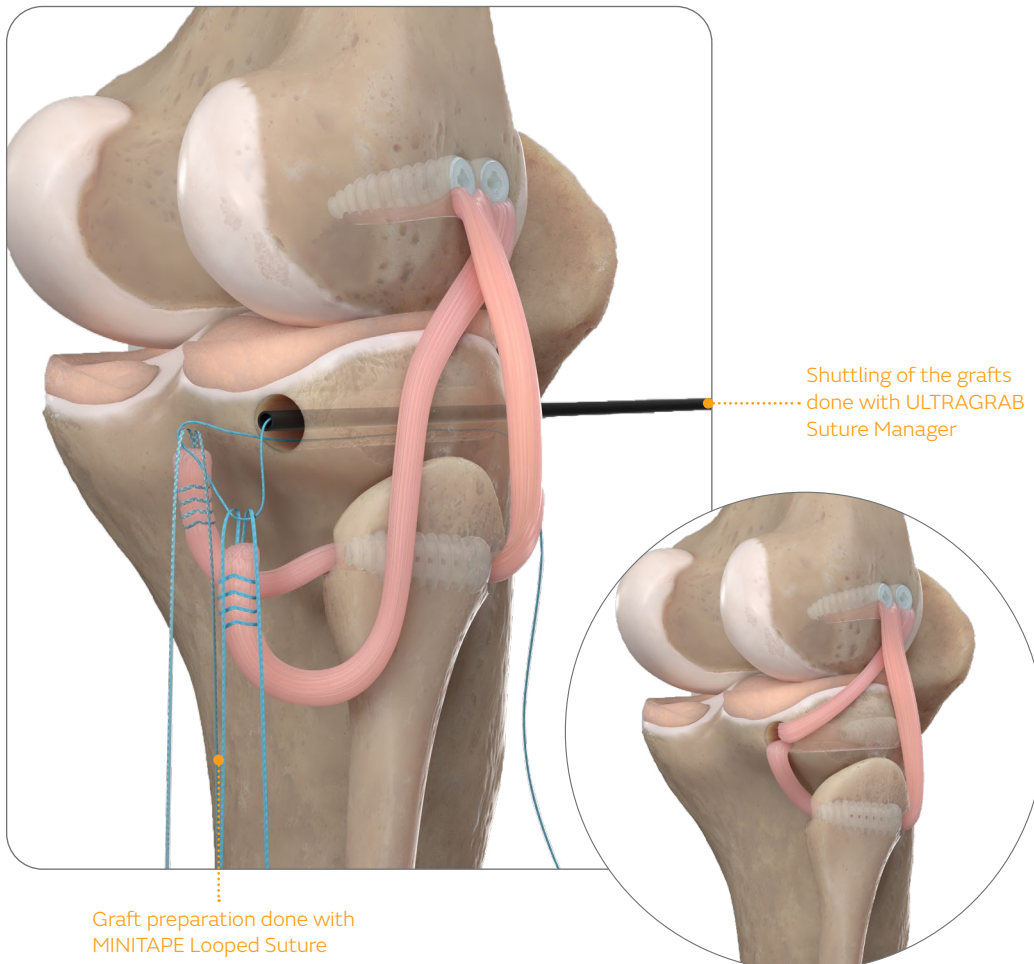
ULTRAGRAB[®] Suture Manager

ULTRAGRAB is designed to shuttle sutures through bone tunnels with its stiffened #2 suture and patient-contacting tube.

	Suture						Tube		Packaged	
	Size	Colors	Total Length	Stiffened Length	Suture Knot Pull Average [®]	Suture Straight Pull Average [®]	Material	Length		Diameter
ULTRAGRAB	#2	• Blue • Cobraid	48"	12"	34.2lbf	74.8lbf	Polypropylene	12"	Inner: 1.5mm Outer: 2.5mm	6 per box

Posterolateral Corner Reconstruction

with ULTRAGRAB Suture Manager, BIOSURE[®] REGENESORB[®] Interference Screws, and MINITAPE[®] Looped Suture on Needle utilizing the ACUFEX[®] EXTRA-ARTICULAR Reconstruction Guide System

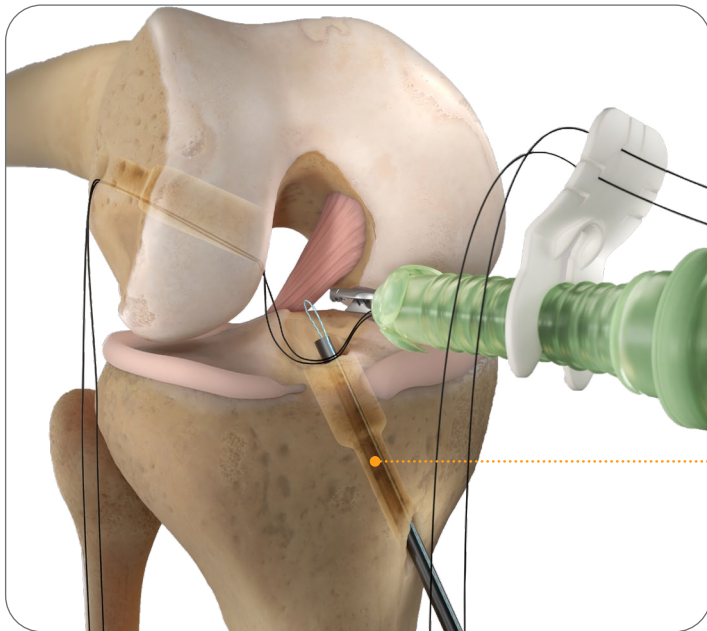




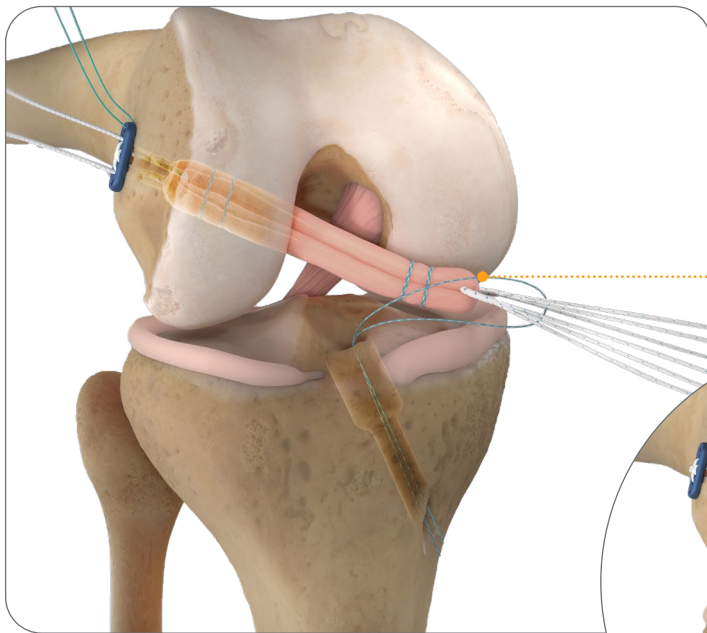
ULTRAGRAB[®] Suture Manager

All-Inside ACL Reconstruction


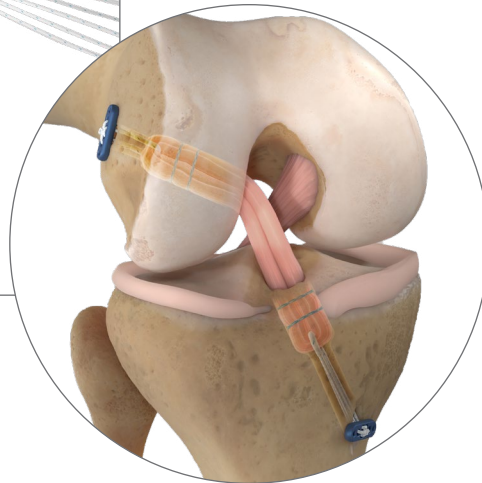
with ULTRAGRAB Suture Manager, ULTRABUTTON[®] Adjustable Fixation Device and SPORTPORT[®] Cannula



ULTRAGRAB Suture Manager placed up tibial tunnel for graft shuttling



ULTRAGRAB Suture Manager shuttling graft down tibial tunnel






ULTRALOOP[®] Suture Loop

ULTRALOOP features a 1.25" MINITAPE[®] loop on a #2 26" suture tail. It is designed to bring the benefits of suture tape to luggage tag applications across all joints.


	Suture			Loop			Suture Knot Pull Average ⁸	Suture Straight Pull Average ⁸	Packaged
	Size	Colors	Length	Suture	Loop Length	Tape Width			
ULTRALOOP	#2	• Blue • Cobraid	26"	MINITAPE	1.25"	1.5mm	39lbf	99.8lbf	12 per box





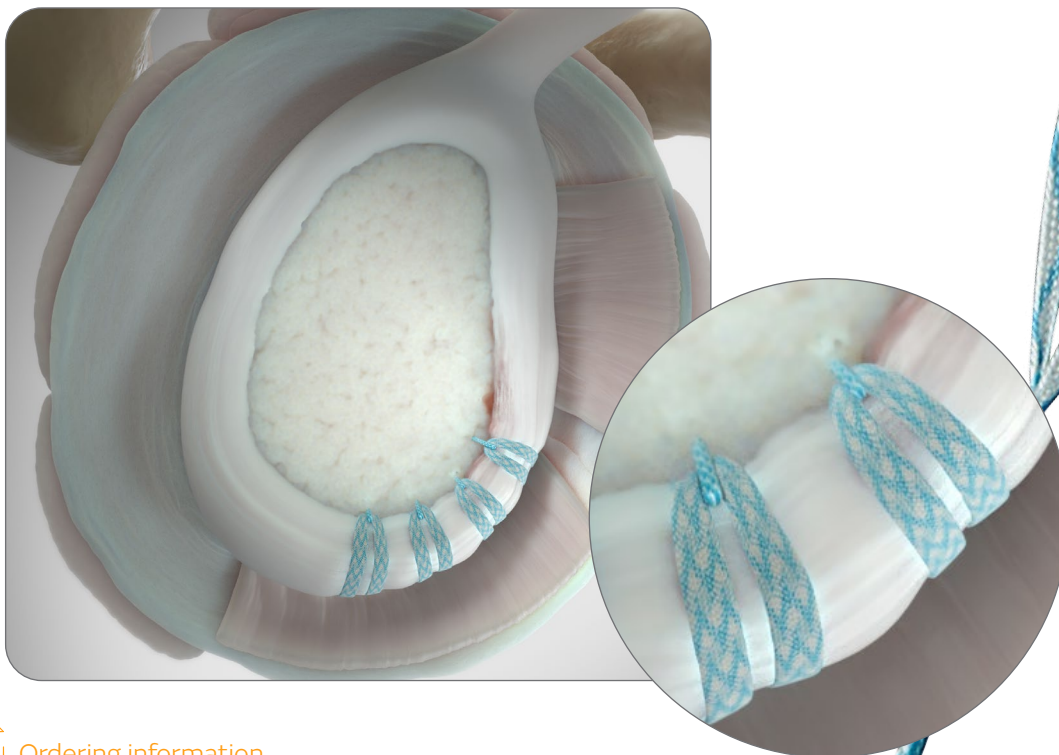
Meniscal Root Repair

with ULTRALOOP[®] Suture, ULTRAGRAB[®] Suture Manager and FIRSTPASS[®] MINI Device



Shoulder Labral Repair, Bankart Repair

with ULTRALOOP Suture and MICRORAPTOR[®] Knotless Anchor





WHIPKNOT Soft Tissue Cinch

The WHIPKNOT is indicated for use in ligament reconstruction procedures that involve harvesting, preparation and placement of soft tissue grafts. It comes pre-assembled in a sterile pack that also includes a disposable cannula. The soft tissue cinch is a disposable device and should not be used as an implant.



MENISCUS MENDER II Repair System

The MENISCUS MENDER II (MMII) Repair System is designed for repairing the meniscus under arthroscopic visualization such as anterior horn tears and middle-third tears. The system allows surgeons to work from the outside of the knee into the joint, instead of starting sutures inside the capsule and exiting less predictably out the back. The MMII system utilizes curved and straight needles and a patented suture-capture loop. Depending on the patient's anatomy, the surgeon may use a combination of curved or straight needles to best access the tear. These components allow the surgeon to use the outside-in approach, which may help minimize the risk of damage to neurovascular structures during meniscal repair.^{*9,10}



*compared to Inside-out approach



MENISCAL STITCHER Repair System

Inside-out delivery with smaller needle diameter

Classic inside-out techniques remain a viable solution for the repair of many kinds of meniscal tears.¹¹ Providing the versatility to address a variety of tear patterns and the ability to deliver sutures with smaller needles, inside-out techniques have been considered the gold standard for arthroscopic meniscus repair with proven long-term results.⁹

The MENISCAL STITCHER is designed specifically for inside-out procedures and can be customized to the unique needs of each procedure.



Additional Resources

- All-Inside ACL Reconstruction animation
- Meniscal Root Repair Using a Single Tunnel Technique
- MICRORAPTOR[®] Knotless Shoulder Animation
- Posterolateral Corner (PLC) Reconstruction with ACUFEX Extra-Articular Guide System and BIOSURE REGENESORB with Dr. Scott C. Faucett



+ Accessories

Smith+Nephew Sports Medicine offers a wide range of accessories to further support all your suture needs for soft-tissue repair cases.





Suture Management

NOVOCUT[®] Suture Manager

The NOVOCUT Suture Manager enables surgeons to tighten knots and cut suture with unique design features to simplify the knot-tying process. It is designed for use on 2-0 and 0 sized suture.

- **Side Loading:** Captures suture without threading the needle
- **Access:** Low profile allows pushing directly on the knot
- **Consistent Tails:** Suture tails minimize risk of cutting the knot
- **Suture Management:** May limit the need for other devices



Ordering information



Knot Pusher/Suture Cutters

Available in both curved and straight configurations, the Knot Pusher/Suture Cutter can help facilitate the tightening of a suture knot. Knot Pusher/Suture Cutters come sterile with a slotted cannula and are designed for 2-0 and 0 sized suture.



Ordering information





Suture Passers and Shuttles

FIRSTPASS[®] MINI Family of Suture Passers

Designed for reliability, versatility and accessibility. These suture passers, available in three versions: left-curved, straight and right-curved, are designed to help facilitate root repair procedures executed in tight spaces.

- **Reliability** through a fully disposable system with a preloaded needle¹²⁻¹⁵
- **Versatility** to pass #2 ULTRABRAID[®] Suture or ULTRATAPE[®] Suture or MINITAPE[®] Suture
- **Accessibility** through straight and 17° left- and right-curved jaw options



Ordering information



FIRSTPASS ST Suture Passer

The FIRSTPASS ST Suture Passer is a single-use suture passer pre-loaded with a needle and sterile packed allowing for immediate out-of-the-box use.

- **Versatility** to pass #2 and #5 ULTRABRAID[®] and ULTRATAPE[®] sutures
- **Deep bite** allows for tissue manipulation and suture passage through cuff tissue, up to 10mm in thickness and 18mm in bite depth^{*16}
- **Round, pre-curved nitinol needle** is designed to provide added strength and reliability while suture is carried in a recess on the needle which helps maintain suture integrity¹⁷



Ordering information

*As demonstrated *in vitro*; 10mm foam





CAP-FIX[®] Suture Passer

Smith+Nephew now offers a family of products for all your Capsular Management needs. From open to close, start your successful capsulotomy with our range of CAP-FIX Blades before completing the repair using our range of CAP-FIX Suture Passers.

- **Optimized** sharpness, strength, suture throw and trajectory for capsule closure^{18,19}
- **Compatible** with Vicryl sutures,¹⁹ ULTRABRAID #2 Suture and MINITAPE Suture¹⁸
- **Streamlined** approach reduces the number of steps required for capsule closure compared to suture shuttling¹⁸
- Ability to reach clinically relevant zones for closure of an interportal or T-Capsulotomy¹⁸

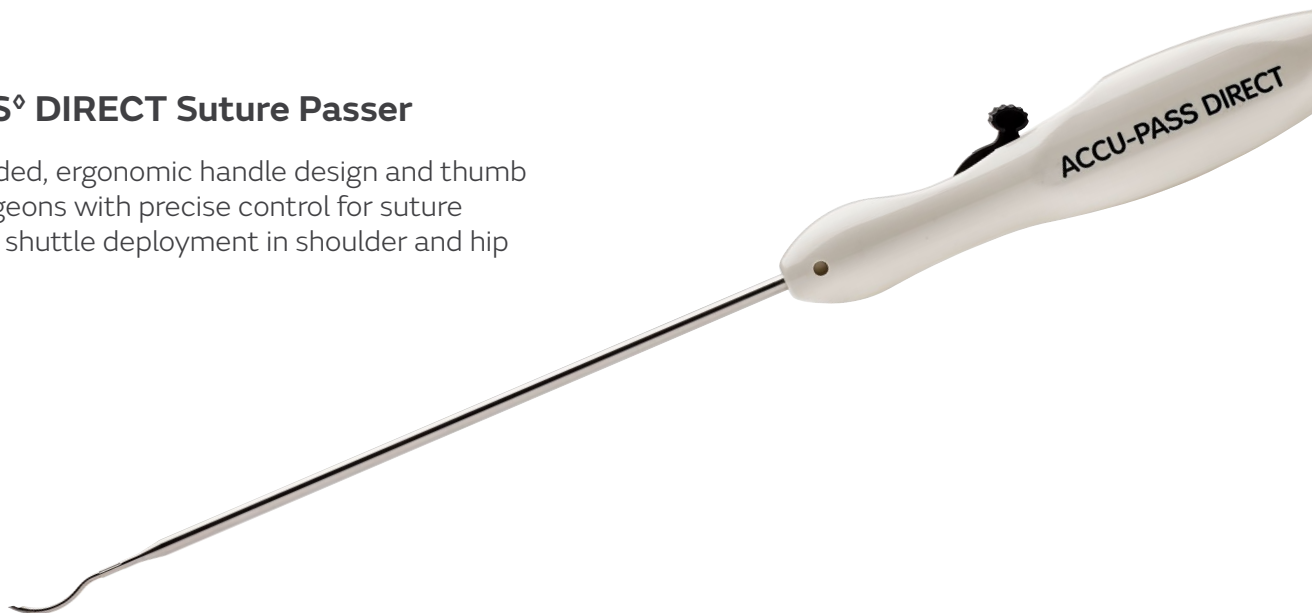


Ordering information



ACCU-PASS[®] DIRECT Suture Passer

The single-handed, ergonomic handle design and thumb wheel help surgeons with precise control for suture placement and shuttle deployment in shoulder and hip arthroscopy.



Ordering information

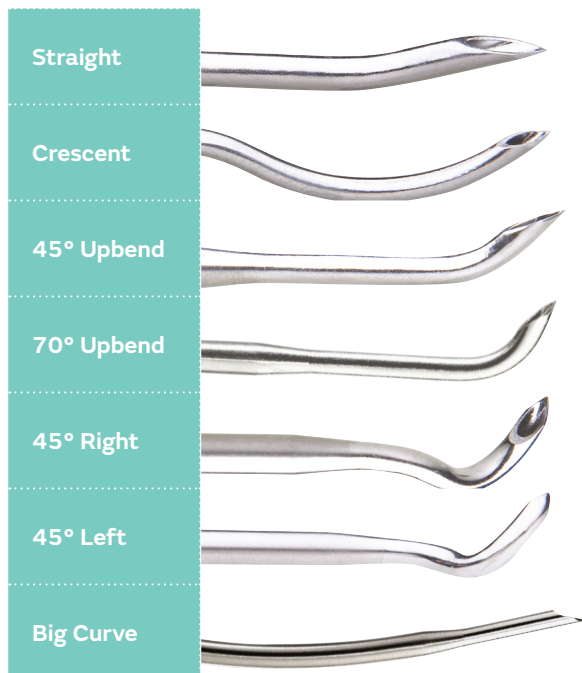




ACCU-PASS[®] Suture Shuttles

The ACCU-PASS Suture Shuttle is designed to accommodate #2, #1 or #0 monofilament sutures.

- Seven different tip configurations and three shuttle loading options are available
- Solid one-piece shaft resists bending and breakage^{20,21}
- Sterile, single-patient use gives you the confidence of knowing the instrument is sharp²²



Additional Resources






- Meniscal Root Repair One Tunnel Technique with FIRSTPASS MINI Suture Passer animation
- Meniscal Root Repair Using a Single Tunnel Technique
- All Tears, All Repairs Meniscal Solutions brochure
- Meniscal Root Repair Two Tunnel Technique with FIRSTPASS[®] MINI Suture Passer animation



+ Sizing comparison and ordering information




Sizing comparison chart


Brand		Type	USP size/width
ULTRABRAID^o		Round suture	2-0
LOOPED SUTURE		Round suture	#2 suture
ULTRABRAID		Round suture	#5 suture
MINITAPE^o		Tape	1.4mm width
ULTRATAPE^o		Tape	2mm width



LOOPED SUTURE on Needle	
Reference	Description
72205181	LOOPED SUTURE on Needle, #2, straight needle, cobraid, 20", 12 per box
72205182	LOOPED SUTURE on Needle, #2, straight needle, blue, 20", 12 per box
72205183	LOOPED SUTURE on Needle, #2, curved needle, cobraid, 20", 12 per box
72205184	LOOPED SUTURE on Needle, #2, curved needle, blue, 20", 12 per box
ULTRABRAID [®] Suture	
72204327	ULTRABRAID Suture on Needle, 2-0, white, 24", 10 per box
72204328	ULTRABRAID Suture on Needle, 2-0, cobraid, 24", 10 per box
72204329	ULTRABRAID Suture, 2-0, white, 24", 10 per box
72204330	ULTRABRAID Suture, 2-0, cobraid, 24", 10 per box
72200886	ULTRABRAID Suture, #2, white, 38", 10 per box
72200887	ULTRABRAID Suture, #2, cobraid, 38", 10 per box
72202965	ULTRABRAID Suture, #2, blue, 38", 10 per box
7211080	ULTRABRAID Suture on Needle, #2, white, 38"
7211081	ULTRABRAID Suture on Needle, #2, cobraid, 38"
7210914	ULTRABRAID Suture on Needle, #2, white, 38", 10 per box
7210915	ULTRABRAID Suture on Needle, #2, cobraid, 38", 10 per box
72205429	ULTRABRAID Suture on Needle, #5, curved needle, multi-colored braid, 40", 12 per box
72205430	ULTRABRAID Suture on Needle, #5, curved needle, white, 40", 12 per box
72205431	ULTRABRAID Suture on Needle, #5, straight needle, multi-colored braid, 40", 12 per box
72205432	ULTRABRAID Suture on Needle, #5, straight needle, white, 40", 12 per box



LOOPED SUTURE on Needle




ULTRABRAID Suture





MINITAPE [®] Looped Suture + MINITAPE Suture on Needle	
Reference	Description
72205427	MINITAPE Suture on Needle, straight needle, multi-colored braid, 40", 12 per box
72205428	MINITAPE Suture on Needle, straight needle, blue, 40", 12 per box
72205433	MINITAPE Suture on Needle, curved needle, multi-colored braid, 40", 12 per box
72205434	MINITAPE Suture on Needle, curved needle, blue, 40", 12 per box
72205435	MINITAPE Looped Suture on Needle, curved needle, multi-colored braid, 20", 12 per box
72205436	MINITAPE Looped Suture on Needle, curved needle, blue, 20", 12 per box
72205437	MINITAPE Looped Suture on Needle, straight needle, multi-colored braid, 20", 12 per box
72205438	MINITAPE Looped Suture on Needle, straight needle, blue, 20", 12 per box
MINITAPE Suture	
72205127	MINITAPE Suture, blue, 39.5", 6 per box
72205128	MINITAPE Suture, cobraid blue, 39.5", 6 per box
72205129	MINITAPE Suture, cobraid white, 39.5", 6 per box
ULTRATAPE [®] Suture	
72203896	ULTRATAPE Suture, blue, 38", 6 per box
72203897	ULTRATAPE Suture, cobraid blue, 38", 6 per box




MINITAPE Suture






ULTRAGRAB^o Suture Manager	
Reference	Description
72205439	ULTRAGRAB Suture Manager: ULTRABRAID ^o Suture, #2, with stiffened end in tube, cobraid, 48", 12" heated, 6 per box
72205440	ULTRAGRAB Suture Manager: ULTRABRAID Suture, #2, with stiffened end in tube, blue, 48", 12" heated, 6 per box
ULTRALOOP^o Suture Loop	
72205445	ULTRALOOP Suture Loop: ULTRABRAID Suture and MINITAPE Loop, cobraid, 26", 1.25" loop, 1.4mm wide, 12 per box
72205446	ULTRALOOP Suture Loop: ULTRABRAID Suture and MINITAPE Loop, blue, 26", 1.25" loop, 1.4mm wide, 12 per box
WHIPKNOT Soft Tissue Cinch	
7211015	WHIPKNOT Soft Tissue Cinch, #5, 1 per box
MENISCAL MENDER II Repair System	
7209485	MENISCUS MENDER II Disposable Set
MENISCAL STITCHER Repair System	
012600	MENISCAL STITCHER Set
012615	TI-CRON ^o on Needle, #2-0, 30", non-absorbable, 12 per box



ULTRAGRAB Suture Manager



ULTRALOOP Suture Loop



Accessories

Suture Passers and Shuttles

FIRSTPASS [®] MINI Family of Suture Passers	
Reference	Description
72290128	FIRSTPASS MINI Suture Passer, straight
72290129	FIRSTPASS MINI Suture Passer, left-curved
72290130	FIRSTPASS MINI Suture Passer, right-curved
FIRSTPASS ST Suture Passer	
22-4038	FIRSTPASS ST Self Capture
22-4039	FIRSTPASS ST Non-Capture
22-4035	FIRSTPASS Suture Passer
22-4036	FIRSTPASS Needle and Suture Capture, 5 per box
CAP-FIX [®] Suture Passer	
72205683	CAP-FIX Suture Passer, 45°
72205684	CAP-FIX Suture Passer, 70°
ACCU-PASS [®] DIRECT Suture Passer	
23-2005	ACCU-PASS DIRECT Crescent XL Suture Passer
ACCU-PASS Suture Shuttle	
7210423	ACCU-PASS Suture Shuttle, 45° left curve
7210424	ACCU-PASS Suture Shuttle, 45° right curve
7210425	ACCU-PASS Suture Shuttle, 45° up
7210426	ACCU-PASS Suture Shuttle, straight
7210427	ACCU-PASS Suture Shuttle, crescent
72200419	ACCU-PASS Suture Shuttle, 70° up
72200418	ACCU-PASS, big curve
72201361	ACCU-PASS Suture Shuttle Monofilament #1

Suture Passers	
Reference	Description
7209477	Straight Suture Passer
7209478	Curved Suture Passer
7209480	Set Screw for Suture Passer, large
7209481	Suture Circle
7209483	Set Screw for Suture Passer, small
7209950	Suture Threaders, sterile, 10 per box
7207773	Suture Passer Crochet Hook
72204385	ARTHRO-PIERCE [®] ULTRATAPE [®] , 35° up
72203791	TRUEPASS [®] Suture Passer, Standard
7209145	Crochet Hook




 **Accessories**
Suture Management

NOVOCUT[®] Suture Manager	
Reference	Description
CTX-C001	NOVOCUT Suture Manager
FAST-FIX[®] Family Knot Pusher/Cutters	
72202674	FAST-FIX 360 Straight Knot Pusher/Cutter and Slotted Cannula sets
72202675	FAST-FIX 360 Curved Knot Pusher/Cutter and slotted Cannula sets
72201537	Knot Pusher/Suture Cutter, straight
Suture Cutters	
72203052	FLUSH SUTURE CUTTER XL
72202588	Suture Cutter XL
14527	T-FIX [®] Suture Cutter
Knot Pushers	
72203850	ELITE KNOT PUSHER XL
72202587	Knot Pusher XL
7207739	Knot Pusher, shoulder
7207772	Suture Pusher
7210450	Suture Funnel, sterile, 10 per box



NOVOCUT Suture Manager



FAST-FIX 360 Knot Pusher/Cutter



Accessories Handhelds

ACUFEX [®] Handheld Instruments	
Reference	Description
010812	Rotary Scissor, 60° hooked, left
010813	Rotary Scissor, 60° hooked, right
010814	Rotary Scissor, 20° hooked, left
010815	Rotary Scissor, 20° hooked, right
011024	Alligator Max
7209496	ARTHRO-PIERCE [°] , straight
7209497	ARTHRO-PIERCE, 45° right
7209498	ARTHRO-PIERCE, 45° left
7209499	ARTHRO-PIERCE, 35° up
72204385	ARTHRO-PIERCE ULTRATAPE, 33° up with 8° bend
7209492	ELITE Sliding Suture Cutter
7209491	ELITE Double Hook Suture Scissors
7209146	ELITE Knot Manipulator, Full Loop
7209147	ELITE Knot Manipulator, Slotted
72201213	Elite Premium Knot Manipulator
72203053	Flush Suture Cutter
72202589	Suture Cutter – Siding Opening
Grasper and Punches	
7207598	MicroGraspers, straight
7207599	MicroGraspers, 10° up
7207600	MicroPunch, straight
7207601	Teardrop Punch, right
7207602	Teardrop Punch, left
72202586	ARTHRO-ROUND XL
014843	RAPTOR [°] Jr. Punch
014844	Blunt Nose Jr. Punch
014845	PITBULL [°] Jr. Grasper
13219	Small Joint Grasper



Accessories

Needles	
Reference	Description
72202868	Needles, straight, 6 per box
7205539	ACUFEX [®] Double-Armed Suture Needles, USP #2, 36" (91cm), 2 needles
7207034	ACUFEX Single-Armed Suture Needle, USP #1, 36" (91cm), 1 needle
72203793	TRUEPASS [®] Disposable Needles, 5 per box
72203792	TRUEPASS Disposable Needles, 5 per box
22-4036	FIRSTPASS [®] Needle and Suture Capture, 5 per box
OM-8850	SPEEDSTITCH Needle



Products may not be available in all markets because product availability is subject to the regulatory and/or medical practices in individual markets. Please contact your Smith+Nephew representative or distributor if you have questions about the availability of Smith+Nephew products in your area.

Learn more at smith-nephew.com/reimagine

Sports Medicine
Smith & Nephew, Inc.
150 Minuteman Road
Andover, MA 01810

www.smith-nephew.com
T +978 749 1000
US Customer Service:
+1 800 343 5717

^oTrademark of Smith+Nephew.
All trademarks acknowledged.
©2022 Smith+Nephew. All rights reserved. 31116 V1 05/22

ACUFEX^o EAR Guide System
Retractor is manufactured by
Innomed, Inc.
103 Estus Drive
Savannah, GA 31404, USA

FIRSTPASS^o MINI, FIRSTPASS ST and
ACCU-PASS^o DIRECT are manufactured
by ArthroCare Corporation
7000 West William Cannon Drive
Austin, TX 78735, USA

All other products are
manufactured by or for
Smith+Nephew.

LOOPED SUTURE + MINITAPE
+ ULTRABRAID^o are
manufactured by TELEFEX^o
Medical OEM
3015 Carrington Mill Boulevard
Morrisville, NC 27560, USA

SPORTPORT^o is manufactured
by Cannuflow, Inc.
1800 Green Hills Rd, Suite 105A
Scotts Valley, CA 95066, USA

ULTRAGRAB^o + ULTRALOOP^o are
manufactured by Riverpoint Medical
825 NE 25th Avenue
Portland, OR 97232, USA

X-WING^o Graft Preparation System
is manufactured by Enztec[™]
3/17 Print Place Middleton
Christchurch, 8024 New Zealand

References

1. Teleflex Product Claims Sheet 2021. **2.** Smith+Nephew 2006.USP Knot Strength, ULTRABRAID (white). ITR-2928. Rev E. **3.** Smith+Nephew 2017. MINITAPE Testing. Internal Report. 15005671 Rev A. **4.** Smith+Nephew 2013.ULTRATAPE Pressure Film Testing. Internal Report. 15001847 Rev A. **5.** Hashiguchi H, Iwashita S, Sonoki K, et al. Clinical outcomes and structural integrity of arthroscopic double-row versus suture-bridge repair for rotator cuff tears. *J Orthop.* 2018;15(2):396–400. **6.** Neyton L, Godeneche A, Nove-Josserand L, Carrillon Y, Clechet J, Hardy MB. Arthroscopic suture-bridge repair for small to medium size supraspinatus tear: Healing rate and retear pattern. *Arthroscopy* 2013;29(1):10-17. **7.** Maia Dias C, Gonçalves SB, Completo A, et al. Why are tapes better than wires in knotless rotator cuff repairs? An evaluation of force, pressure and contact area in a tendon bone unit mechanical model. *J Exp Orthop.* 2021;8(1). **8.** Riverpoint Medical Claims 2021. R&D Test Report “ULTRAGRAB AND ULTRALOOP TEST REPORT” Rev A. **9.** Menge TJ, Dean CS, Chahla J, Mitchell JJ, LaPrade RF. Anterior Horn Meniscal Repair Using an Outside-In Suture Technique. *Arthrosc Tech.* 2016;5(5):e1111-e1116. **10.** Elmallah R, Jones LC, Malloch L, Barrett GR. A Meta-Analysis of Arthroscopic Meniscal Repair: Inside-Out versus Outside-In versus All-Inside Techniques. *J Knee Surg.* 2018 Aug 21. [Epub ahead of print]. **11.** Nelson C, Bonner K. Inside-out meniscus repair. *Arthrosc Tech.* 2013;2(4):e453-e460.B. **12.** ArthroCare Corporation 2018. Report: FirstPass Mini Suture Passer Design Verification. P/N 90445-02 Rev.A. **13.** Smith & Nephew 2018. Report: FirstPass Mini Suture Passer Design Verification (Left and Right Versions). P/N 90445-03 Rev.A. **14.** ArthroCare Corporation 2017. Report: FirstPass Mini Design Validation. P/N 91840-01 Rev.A. **15.** Smith+Nephew 2018. Report: FirstPass Mini L&R Design Validation. P/N 91840-02 Rev.A. **16.** ArthroCare Corporation 2015.Report, Disposable FirstPass Suture Passer Design Verification. P/N 62066-01 Rev.A. **17.** ArthroCare Corporation 2016. Report, Disposable FirstPass Suture Passer Design Verification. P/N 62066-03 Rev.A. **18.** Smith+Nephew 2021. CAP-FIX Suture Passer Claims Testing Part 2 (Design Validation). Internal Report. 15011184 Rev A. **19.** Smith+Nephew 2021.CAP-FIX Suture Passer Claims Testing Part 1 (Design Verification). Internal Report. 15011185 Rev A. **20.** Smith+Nephew 2005. Product Validation, Accupass. 1501112 Rev.B. **21.** Smith+Nephew 2005. Internal Request Report. ITR 3085. **22.** Smith+Nephew 2005. Internal Request Report. ITR 3089.