

Part of the **S+N SHOULDER REPAIR** Portfolio

+ Redefining peak performance

Smith+Nephew



Q-FIX [◇]
All-Suture Anchor Family



+ Q-FIX^o All-Suture Anchor Family

Consistent deployment¹⁻³

- Active deployment against the inserter shaft consistently sets the anchor to at least 140N; contributing to **high pull-out performance** and **low displacement during cyclic loading**^{*4-10}

Figure 1

Market Leading Biomechanics^{**2, 5, 6, 8, 9, 11, 12}

- The Q-FIX All-Suture Anchor Family provides market leading biomechanical performance^{**}
- Q-FIX anchors have 360° subcortical radial expansion leading to best-in class anchor fixation^{***2, 4, 5, 8, 9, 10-12}

Figure 2

Versatile Offerings

The Q-FIX family offers several options to meet needs across surgical procedures or surgeon preferences.

	Repair Type	Suture Type	# of Sutures
Q-FIX MINI (1.8mm) ^{****}	Knotted	#2 Suture	Single loaded
Q-FIX (1.8mm) ^{****}	Knotted	#2 Suture MINITAPE ^o	Single loaded
Q-FIX KNOTLESS (1.8mm) ^{****}	Knotless	#2 Suture MINITAPE ^o	Single loaded
Q-FIX (2.8mm)	Knotted	#2 Suture MINITAPE ^o	Double loaded




Figure 1


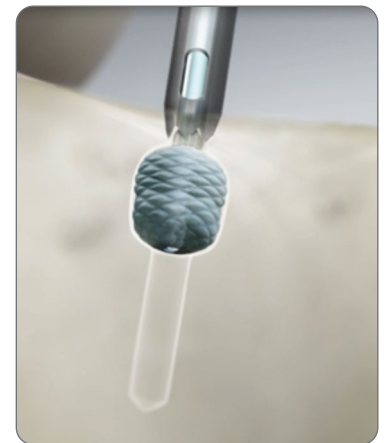


Figure 2

Inserter is 2mm below bone surface



Radial expanding deployment^{*6, 9, 13-14}

* as demonstrated in benchtop testing

** as compared to competitive all-suture anchors in cyclic and fixation/pull-out benchtop testing

*** as compared to competitive devices in fixation/pull-out benchtop testing

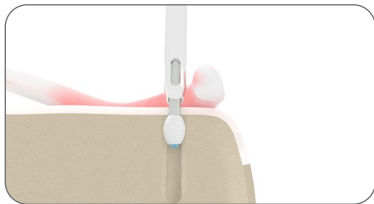
**** available for use with curved instrumentation

+ Q-FIX^o KNOTLESS All-Suture Anchor

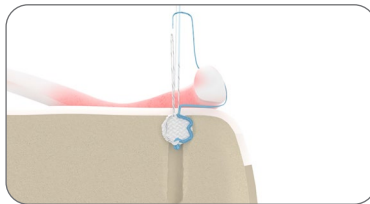
- **Designed** for controlled tensioning post deployment¹⁵
- **Suture lock feature** allows for best in class soft tissue security^{*11}



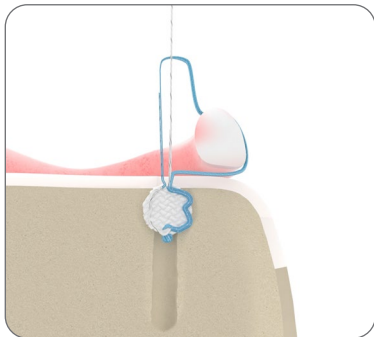
Streamlined suture shuttling¹¹



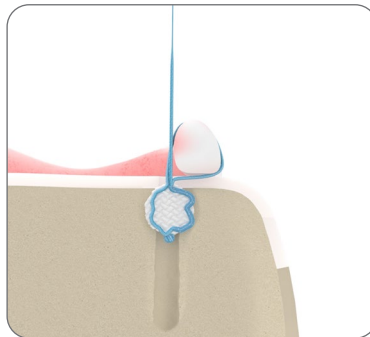
1. Deploy



2. Pass



3. Shuttle



4. Tension & Suture Lock

* as compared to the competitive device in cyclic benchtop testing

** as compared in benchtop testing




Watch

- [Q-FIX KNOTLESS All-Suture Anchor Suture Shuttling Animation](#)
- [Q-FIX KNOTLESS All-Suture Anchor Bankart and Remplissage Animation](#)

Q-FIX KNOTLESS All-Suture Anchor

+ Q-FIX All-Suture Anchor 1.8

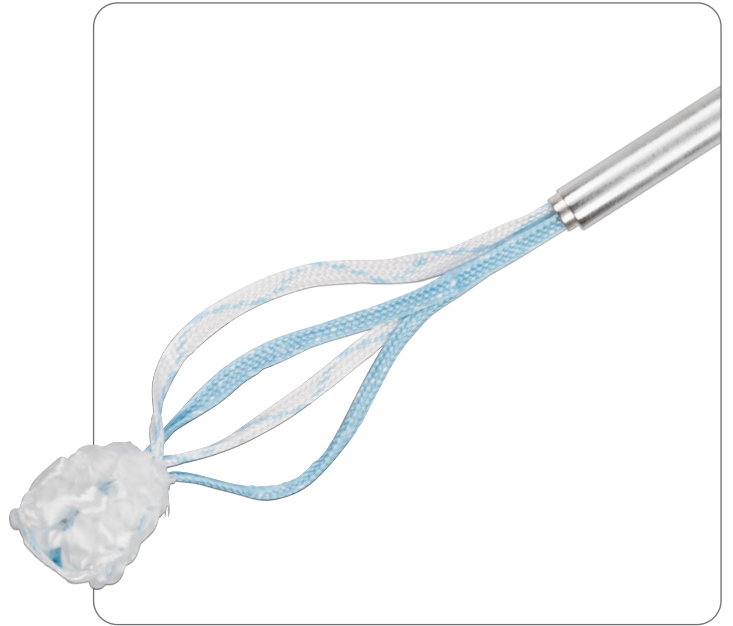
have equivalent suture displacement when subjected to cyclic loading^{**11}



+ MINITAPE^o Suture Tape

MINITAPE Suture Tape has a low profile¹⁹ and coreless design, which has been shown to offer a lower and more evenly distributed level of pressure*¹⁶

The suture tape is conveniently tapered into #2 sutures for use with existing Smith+Nephew suture manipulation devices¹⁷



+ Curved Instrumentation

The Curved Instrumentation has intuitive visual and tactile cues that facilitate drill guide positioning and anchor placement¹⁸

- The crescent-shaped laser mark indicated the orientation of the curvature
- The vertical laser mark indicates the trajectory of the drill bit

Q-FIX^o Curved Drill Guide can improve access to challenging shoulder anatomy¹⁸



*as compared to traditional #2 suture

+ Q-FIX^o All-Suture Anchor by Technique Bankart Repair

Q-FIX with MINITAPE^o All-Suture Anchor with
Dr. Ryan Simovitch

Smith+Nephew

+ Arthroscopic Bankart Repair using:

- Q-FIX^o with MINITAPE^o All-Suture Anchor
- ACCU-PASS^o Suture Shuttle

Featuring:
Ryan W. Simovitch, MD
Director, Shoulder Division
HSS Florida, West Palm Beach, FL

Apr 17, 2018, 4:23
Smith+Nephew Share 12/2/22

Q-FIX with MINITAPE All-Suture Anchor
Bony Bankart Animation

Smith+Nephew

+ Bony Bankart

A shoulder repair technique using:

- Q-FIX^o with MINITAPE^o All-Suture Anchor
- BONE STITCHER^o Bone Fragment Suture Passer

Q-FIX KNOTLESS All-Suture Anchor
Bankart & Remplissage with Dr. Ian Lo

Smith+Nephew

Bankart Repair + Remplissage using:

- Q-FIX^o KNOTLESS with MINITAPE^o All-Suture Anchor
- FIRSTPASS^o MINI Suture Passer
- INTELLIO^o Video Cart
- DYONICS^o PLATINUM Blades

Featuring:
Ian Lo, MD, FRCSC
Orthopedic Surgeon, Sports Medicine
Calgary, Canada

Q-FIX KNOTLESS All-Suture Anchor
Bankart & Remplissage Animation

Smith+Nephew

Q-FIX^o KNOTLESS
All-Suture Anchor

Biceps Tenodesis

Q-FIX with MINITAPE All-Suture Anchor
Subpectoral Biceps Tenodesis with
Dr. Ryan Simovitch

Smith+Nephew

+ Open Subpectoral Biceps Tenodesis using:

Q-FIX^o with MINITAPE^o All-Suture Anchor

Featuring:
Ryan W. Simovitch, MD
Director, Shoulder Division
HSS Florida, West Palm Beach, FL

Apr 17, 2018, 4:23
Smith+Nephew Share 12/2/22

Q-FIX with MINITAPE All-Suture Anchor
Arthroscopic Subpectoral Biceps Tenodesis
with Dr. Ryan Simovitch

Smith+Nephew

+ Arthroscopic Suprapectoral Biceps Tenodesis using:

- Q-FIX^o with MINITAPE^o All-Suture Anchor
- FLOW 90^o COBLATION^o Wand

Featuring:
Ryan W. Simovitch, MD
Director, Shoulder Division
HSS Florida, West Palm Beach, FL

Apr 17, 2018, 4:23
Smith+Nephew Share 12/2/22



Watch

Click to watch Q-FIX All-Suture Anchor techniques and animations

Ordering information

Q-FIX [®] KNOTLESS All-Suture Anchors*	
Reference #	Description
72205884	Q-FIX KNOTLESS All-Suture Anchor, 1.8mm, with one MINITAPE suture, blue
72205885	Q-FIX KNOTLESS All-Suture Anchor, 1.8mm, with one MINITAPE suture, co-braid blue
72205882	Q-FIX KNOTLESS All-Suture Anchor, 1.8mm, with one ULTRABRAID suture, blue
72205883	Q-FIX KNOTLESS All-Suture Anchor, 1.8mm, with one ULTRABRAID suture, cobraid-blue
Q-FIX All-Suture Anchors Pre-loaded with MINITAPE [®] Suture*	
72205858	Q-FIX All-Suture Anchor, 1.8mm, with one MINITAPE Suture, cobraid-white
72205859	Q-FIX All-Suture Anchor, 1.8mm, with one MINITAPE Suture, blue
72205860	Q-FIX All-Suture Anchor, 2.8mm, with two MINITAPE Sutures, blue, cobraid-white
Q-FIX All-Suture Anchors Pre-loaded with MAGNUMWIRE Suture	
72290123	Q-FIX MINI All-Suture Anchor, 1.8mm, with one MAGNUMWIRE Suture, cobraid-wire
25-1800	Q-FIX All-Suture Anchor, 1.8mm, with one MAGNUMWIRE Suture, cobraid-blue
25-2800	Q-FIX All-Suture Anchor, 2.8mm, with two MAGNUMWIRE Sutures: cobraid-blue, cobraid-black
Q-FIX Disposable kits	
72290125	Q-FIX MINI All-Suture Anchor Disposable Kit, 1.8mm, includes drill, fish mouth tip drill guide and sharp obturator
72290126	Q-FIX MINI All-Suture Anchor Disposable Kit XL, 1.8mm, includes drill, crown drill guide and sharp obturator
25-1810	Q-FIX All-Suture Anchor Disposable Kit, 1.8mm, includes drill, fish mouth tip drill guide and sharp obturator
25-1811	Q-FIX All-Suture Anchor Disposable Kit XL, 1.8mm, includes drill, crown tip drill guide and sharp obturator

Q-FIX Disposable Kits	
Reference #	Description
25-2810	Q-FIX All-Suture Anchor Disposable Kit, 2.8mm, includes drill, crown tip drill guide and blunt obturator
Q-FIX Reusable Accessories	
72290032	Q-FIX All-Suture Anchor Drill Guide, fish mouth tip, 1.8mm, nonsterile, reusable
72290034	Q-FIX All-Suture Anchor Drill Guide XL, crown tip, 1.8mm, nonsterile, reusable
72290120	Q-FIX All-Suture Anchor Curved Drill Guide, crown tip, 1.8mm, nonsterile, reusable
72290119	Q-FIX All-Suture Anchor Curved Drill Guide XL, crown tip, 1.8mm, nonsterile, reusable
72290033	Q-FIX All-Suture Anchor Obturator, 1.8mm, nonsterile, reusable
72290035	Q-FIX All-Suture Anchor Drill Guide, crown tip, 2.8mm, nonsterile, reusable
72290036	Q-FIX All-Suture Anchor Obturator 2.8mm, nonsterile, reusable
25-2820	Q-FIX All-Suture Anchor Bone Punch, 2.8mm, reusable
Q-FIX Disposable Accessories	
72290124	Q-FIX MINI All-Suture Anchor Twist Drill, 1.8mm, sterile, disposable
72290030	Q-FIX All-Suture Anchor Twist Drill, 1.8mm, sterile, disposable
72290118	Q-FIX All-Suture Anchor Flexible Drill, 1.8mm, sterile, disposable
72290031	Q-FIX All-Suture Anchor Twist Drill, 2.8mm, sterile, disposable

* Legal manufacturer is Smith & Nephew, Inc. 150 Minuteman Road Andover, MA 01810 USA

Products may not be available in all markets because product availability is subject to the regulatory and/or medical practices in individual markets. Please contact your Smith+Nephew representative or distributor if you have questions about the availability of Smith+Nephew products in your area. For detailed product information, including indications for use, contraindications, precautions and warnings, please consult the product's applicable Instructions for Use (IFU) prior to use.

Learn more at [smith-nephew.com](https://www.smith-nephew.com)

Smith & Nephew, Inc.
150 Minuteman Road
Andover, MA 01810
USA

www.smith-nephew.com
T +978 749 1000
US Customer Service:
+1 800 343 5717

Manufactured by:
ArthroCare Corporation
7000 West William
Cannon Drive
Austin, TX 78735, USA

[®]Trademark of Smith+Nephew.
All trademarks acknowledged.
©2024 Smith+Nephew. All rights
reserved. 42854 V1 11/24

References

1. ArthroCare Corporation 2016. Report: Design Verification, 1.8mm & 2.8 mm Q-Fix Suture Anchor. P/N 49190-01 Rev.B. **2.** ArthroCare Corporation 2017. Report: Design Verification, 1.8mm Q-FIX MINI Soft Suture Anchor. P/N 49190-03 Rev. B. **3.** Smith+Nephew 2020. Safety and Performance of Q-Fix All-Suture Anchor System. Internal Report. 17-5010-11. **4.** ArthroCare 2019. Comparative Testing of Bone Anchor Devices, 1.8mm Q-FIX Mini Soft Suture Anchor. P/N 49193-02 Rev.B. **5.** Barber FA, Herbert MA. All-Suture Anchors: Biomechanical Analysis of Pullout Strength, Displacement, and Failure Mode. *Arthroscopy*. 2017;33(6):1113-1121. **6.** Douglass NP, Behn AW, Safran MR. Cyclic and Load to Failure Properties of All-Suture Anchors in Synthetic Acetabular and Glenoid Cancellous Bone. *Arthroscopy*. 2017;33(5):977-985 e975. **7.** Nagra NS, Zargar N, Smith RD, Carr AJ. Mechanical properties of all-suture anchors for rotator cuff repair. *Bone Joint Res*. 2017;6(2):82-89. **8.** Ruder JA, Dickinson EY, Peindl RD, Habet NA, Trofa DP, Fleischli JE. Cyclic and Load-to-Failure Properties of All-Suture Anchors in Human Cadaveric Shoulder Glenoid Bone. *Arthroscopy*. 2019;35(7):1954-1959 e1954. **9.** Smith and Nephew 2023. Q-FIX with MINITAPE Claims Report. Internal Report. 10090792- Revision B. **10.** ArthroCare Corporation PRODUCT SPECIFICATION, Q-Fix Soft Anchor System, (Catalog #s 25-1800, 25-2800, 72290123), DHF 48121. P/N 48159 Rev.L. **11.** Smith+Nephew 2024 Internal Report, 10144423 Rev B. **12.** Ergun S, Akgun U, Barber A, Karahan M. The Clinical and Biomechanical Performance of All-Suture Anchors: A Systematic Review. *Arthroscopy*. 2020; 2(3): e263-e275. **13.** Bernardoni E, Frank RM, Veera SS, et al. Biomechanical Analysis of All-Suture Anchor Fixation for Rotator Cuff Repair. *Orthop J Sports Med*. 2018;6(7 suppl4). **14.** Saper MG, Meijer K, Winnier S, Popovich J, Andrews JR, Roth C. Biomechanical Evaluation of Classic Solid and All-Soft Suture Anchors for Medial Patellofemoral Ligament Reconstruction. *The American journal of sports medicine*. 2017;45(7):1622-1626. **15.** Smith+Nephew 2024 Internal Report, 10141818 Rev A. **16.** Smith + Nephew 2013.ULTRATAPE Pressure Film Testing. 15001847. Rev A. **17.** Smith + Nephew 2017.Verification, MINITAPE Suture Manipulation Instrument Compatibility. 15005671. Rev A. **18.** ArthroCare Corporation 2017. Report: Design Validation, Q-FIX Reusable Curved Drill Guides and Disposable Flex Drill, Irvine CA. P/N 92017-01 Rev. A. **19.** Smith + Nephew 2016.Feasability, MINITAPE Knot Stack Evaluation and Knot Security. 15005268. Rev A.