


# + Incontinence-associated dermatitis (IAD) skin damage tool

PROSHIELD<sup>◇</sup> Range for the **prevention and management** of moisture related skin damage (MASD)<sup>1-4</sup>

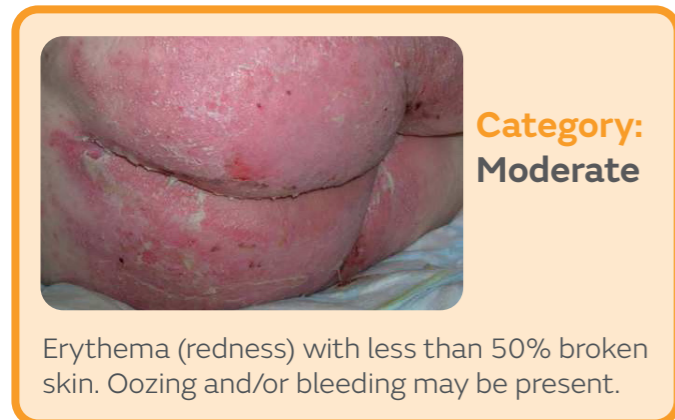


Healthy skin with exposure to urine/faeces



**Category: Mild**

Erythema (redness) of skin only. No broken areas present.



**Category: Moderate**

Erythema (redness) with less than 50% broken skin. Oozing and/or bleeding may be present.



**Category: Severe**

Erythema (redness) with more than 50% injured skin. Oozing and/or bleeding may be present.

## PROSHIELD Skin Care treatment



### How to use PROSHIELD Foam & Spray Incontinence Cleanser

#### Use the foam mode for stubborn, hard to remove debris

- Step 1 Prime sprayer by squeezing the pump once or twice before initial use.
- Step 2 Activate the foam mode by turning the nozzle to 'ON' and pull the tip forward.
- Step 3 Spray directly onto the affected area and wipe off. No rinsing required.

#### Use the spray mode to thoroughly clean the area

- Step 1 Prime sprayer by squeezing the pump once or twice before initial use.
- Step 2 Activate the spray mode by turning the nozzle to 'ON' (push tip of nozzle back).
- Step 3 Spray directly onto the affected area and wipe off. No rinsing required.



### How to use PROSHIELD PLUS Skin Protectant



#### Application on injured skin

- Step 1 Thoroughly cleanse the entire skin area with PROSHIELD Foam & Spray.
- Step 2 Wash or cleanse hands, remove ointment from tube and apply a liberal, thick coating.

#### Application on intact skin

- Step 1 Thoroughly cleanse the entire skin area with PROSHIELD Foam & Spray.
- Step 2 Wash or cleanse hands, remove ointment from tube and apply.



	Product Code	Description
	8213-0150-08	PROSHIELD Foam & Spray Skin Cleanser 235ml
	8213-0300-04	PROSHIELD PLUS Skin Protectant 115g

Please consult product labels and inserts for any indications, contraindications, hazards, warnings, cautions and instructions for use. Products listed and outline of care are examples only. Product selection and management should always be based on comprehensive clinical assessment.

**Notes:** Category Mild image provided by Alison Schofield, Tissue Viability Specialist, UK. Categories Moderate and Severe images supplied by Smith+Nephew. Adapted from the National Association of Tissue Viability Nurses Scotland (NATVNS) 2014 - Scottish Excoriation & Moisture Related Skin Damage Tool.

**Reference:** 1. Flynn D, Williams S. Barrier creams for skin breakdown. *Nursing & Residential Care*. 2011;13(11):553 - 558. 2. Ling L. Proshield skin care protective system: A sequence of evaluations Paper presented at: Wounds UK; 2011; Harrogate, UK. 3. Maxwell J, Sinclair D. Treatment of Moisture Lesions in Children. Paper presented at: European Wound Management Association 2012; Vienna, Austria. 4. Meuleneire, F. (2010). A new solution in the treatment of moisture lesions Poster presented at: 13th Annual European Pressure Ulcer Advisory Panel Meeting; Birmingham, United Kingdom. 5. Wall, L. & Vernon, T. (2016) Launch of a skin care regime to reduce incidence of moisture-associated skin damage. Poster presented at: Tissue Viability Conference; Cardiff, UK

Smith+Nephew, Kay Fisker, Plads 9, 2300 København S, Denmark T: +45 45 80 61 00 cs.dk@smith-nephew.com  
 Smith+Nephew, Krokslätts Fabriker 39, 431 37 Mölndal, Sweden T: +46 31 74 65 800 cs.se@smith-nephew.com  
 Smith+Nephew, Snarøyveien 36, 1364 Fornebu, Norway T: +47 66 84 20 20 cs.no@smith-nephew.com  
 Smith+Nephew, Lentäjantie 1, 01530 Vantaa, Finland T: +358 (0)207 866 333 cs.fi@smith-nephew.com  
 ◇Trademark of Smith+Nephew. All Trademarks acknowledged. ©2025 Smith+Nephew. 47886-nord 09/25