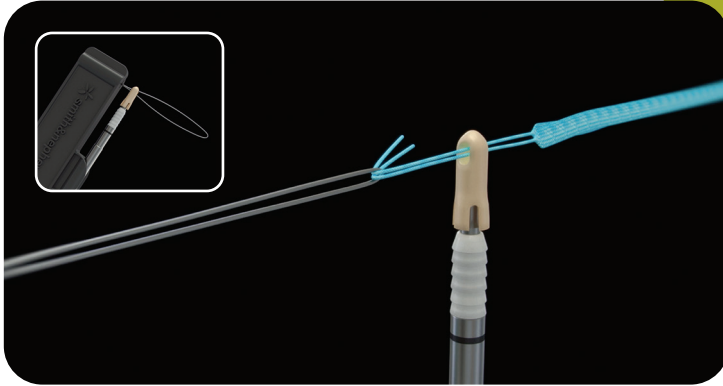
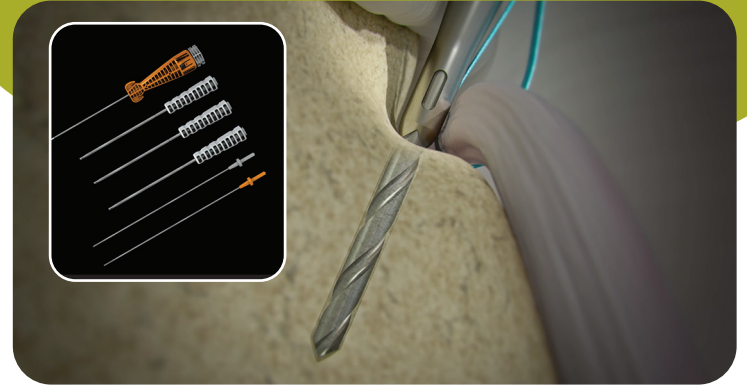


MICRORAPTOR[◇] KNOTLESS Suture Anchor

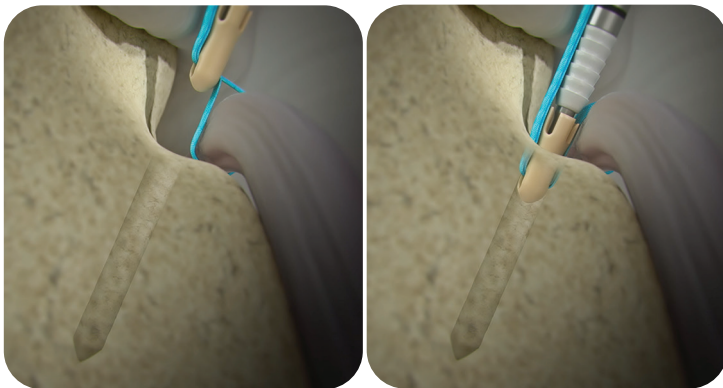
Hip Reference Guide



1. Pass suture through soft tissue in desired stitch configuration. Feed sutures through the anchor eyelet using the suture threader.



2. Insert the appropriate drill guide and obturator. Remove the obturator. While firmly holding the guide in place on the bone at the desired implantation site, use the recommended drills to prepare the insertion site. For dense bone, it may be required to cycle the drill in and out of the implantation site. Ensure drill is always powered during removal.



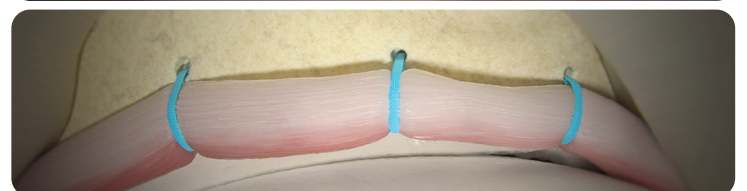

3. Remove the drill and drill guide. Advance the loaded suture anchor into the operative cannula. Remove excess suture slack, approximate the anchor to the prepared bone site, and ensure that the sutures are not twisted around the anchor.



4. Establish and maintain axial alignment of the suture anchor with prepared insertion site. Place tip of anchor into the prepared hole. Apply tension to suture limbs to reduce labrum to desired location. Use a mallet to tap the inserter handle until the laser mark is flush with cortical bone.



5. While maintaining slight downward pressure on the inserter, rotate the knob clockwise to deploy the anchor until a minimum of five (5) clicks are heard. Do not rotate the knob counterclockwise during and after anchor deployment.



6. Slowly remove the inserter by pulling straight back or back tapping the distal end of the handle with a mallet. Do not wiggle the handle to disengage the anchor. Discard the insertion device and cut the excess suture.

Ordering information

MICRORAPTOR [®] Knotless Suture Anchor and Guide System	
Reference #	Description
MICRORAPTOR KNOTLESS Implants	
72205020	MICRORAPTOR KNOTLESS REGENESORB [◇]
72205021	MICRORAPTOR KNOTLESS PEEK
MICRORAPTOR KNOTLESS Drill Bits	
72205022	MICRORAPTOR KNOTLESS Drill Shoulder, 2.2 mm
72205169	MICRORAPTOR KNOTLESS Drill Hip, 2.6 mm
MICRORAPTOR KNOTLESS Suture	
72205129	MINITAPE [◇] COBRAID White
72205128	MINITAPE COBRAID Blue
72205127	MINITAPE Blue
MICRORAPTOR KNOTLESS Drill Guides	
72204991	MICRORAPTOR Drill Guide, Crown Tip
72204992	MICRORAPTOR Drill Guide, Spike Tip
72204995	MICRORAPTOR Drill Guide, Fishmouth Tip
MICRORAPTOR KNOTLESS Obturators	
72204999	MICRORAPTOR Obturator, Blunt Tip
72205000	MICRORAPTOR Obturator, Blunt Tip, Cannulated
72205001	MICRORAPTOR Obturator, Trocar Tip

All photos and diagrams are for illustrative purposes only. Products not to scale.

For more information on the application of any products discussed in the presentation, as well as indications for use, contraindications, and product safety information, please consult the Instructions for Use (IFU) for sure product. To order these instruments, call **+1 800 343 5717** in the U.S. or contact an authorized Smith+Nephew representative.

Learn more at [smith-nephew.com](https://www.smith-nephew.com)